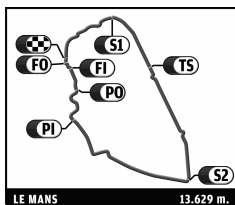




24 HEURES DU MANS 2011



24 HEURES DU MANS

ILMC

Free Practice

After 4 Hours Provisional Classification

Nr.	Team	Driver	Car	Cl	Ty	Time	Lap	Total	Gap	Kph
1	1	Audi Sport Team Joest	T. Bernhard / R. Dumas / M. Rockenfeller	Audi R18 TDI	LM P1	M	3:27.986	48 49	-	235.9
2	2	Audi Sport Team Joest	M. Fassler / A. Lotterer / B. Tréluyer	Audi R18 TDI	LM P1	M	3:28.296	41 49	+0.310	235.6
3	9	Team Peugeot Total	P. Lamy / S. Bourdais / S. Pagenaud	Peugeot 908	LM P1	M	3:28.536	54 56	+0.550	235.3
4	7	Peugeot Sport Total	M. Gene / A. Wurz / A. Davidson	Peugeot 908	LM P1	M	3:28.692	39 48	+0.706	235.1
5	3	Audi Sport North America	R. Capello / T. Kristensen / A. McNish	Audi R18 TDI	LM P1	M	3:28.721	48 48	+0.735	235.1
6	8	Peugeot Sport Total	F. Montagny / S. Sarrazin / N. Minassian	Peugeot 908	LM P1	M	3:29.089	20 53	+1.103	234.7
7	10	Team Oreca Matmut	N. Lapierre / L. Duval / O. Panis	Peugeot 908 HDI-FAP	LM P1	M	3:30.096	13 56	+2.110	233.5
8	16	Pescarolo Team	E. Collard / C. Tinsseau / J. Jousse	Pescarolo Judd	LM P1	M	3:34.721	37 42	+6.735	228.5
9	13	Rebellion Racing	A. Belicchi / J. Boullion / G. Smith	Lola B 10/60 Coupe-Toyota	LM P1	M	3:35.840	28 39	+7.854	227.3
10	15	Oak Racing	T. Monteiro / G. Moreau / P. Ragues	Oak Pescarolo-Judd	LM P1	D	3:36.260	31 44	+8.274	226.9
11	12	Rebellion Racing	N. Jani / N. Prost / J. Bleekemolen	Lola B 10/60 Coupe-Toyota	LM P1	M	3:36.319	30 48	+8.333	226.8
12	20	Quifel-Asm Team	M. Amaral / O. Pla / W. Hughes	Zytek 09 SC	LM P1	D	3:41.694	19 39	+13.708	221.3
13	24	Oak Racing	J. Nicolet / R. Hein / J. Yvon	Oak Pescarolo-Judd	LM P1	D	3:41.801	28 43	+13.815	221.2
14	22	Kronos Racing	V. Ickx / M. Martin / B. Leinders	Lola Aston Martin	LM P1	M	3:41.962	23 32	+13.976	221.0
15	42	Sirakka Racing	N. Leventis / D. Watts / J. Kane	Honda Performance Development Arx 01 D	LM P2	M	3:42.863	30 45	+14.877	220.2
16	48	Team Oreca Matmut	A. Premat / D. Hallyday / D. Kruithamer	Oreca 03-Nissan	LM P2	M	3:43.295	6 45	+15.309	219.7
17	26	Signatech Nissan	F. Mailloux / L. Ordoñez / S. Ayari	Oreca 03-Nissan	LM P2	D	3:43.397	11 49	+15.411	219.6
18	49	Oak Racing	S. Nakano / N. De Crem / J. Charouz	Oak Pescarolo-BMW	LM P2	D	3:44.687	39 41	+16.701	218.4
19	41	Greaves Motorsport	K. Ojeh / O. Lombard / T. Kimber-Smith	Zytek Nissan	LM P2	D	3:45.229	7 37	+17.243	217.8
20	39	Pecom Racing	L. Perez-Companc / M. Russo / P. Kaffer	Lola B11/40-Judd Bmw	LM P2	M	3:46.133	12 40	+18.147	217.0
21	007	Aston Martin Racing	C. Klein / S. Mucke / D. Turner	Aston Martin AMR-One	LM P1	M	3:46.299	20 29	+18.313	216.8
22	40	Race Performance	M. Frey / R. Meichtry / M. Rostan	Oreca 03-Judd BMW	LM P2	D	3:47.723	14 33	+19.737	215.5
23	5	Hope Racing	S. Zachia / J. Lammers / C. Elgaard	Oreca Swiss Hy Tech-Hybrid	LM P1	M	3:48.577	40 41	+20.591	214.7
24	009	Aston Martin Racing	A. Fernandez / A. Meyrick / H. Primat	Aston Martin AMR-One	LM P1	M	3:49.094	7 11	+21.108	214.2
25	36	RML	T. Erdos / M. Newton / B. Collins	Honda Performance Development Arx 01 D	LM P2	D	3:49.347	13 37	+21.361	213.9
26	35	Oak Racing	A. Barlesi / F. Da Rocha / P. Lafargue	Oak Pescarolo-Judd BMW	LM P2	D	3:52.363	31 44	+24.377	211.2
27	55	BMW Motorsport	A. Farfus / J. Müller / D. Werner	BMW M3 GT	LM GTE Pro	D	3:59.028	39 44	+31.042	205.3
28	56	BMW Motorsport	A. Priaux / D. Müller / J. Hand	BMW M3 GT	LM GTE Pro	D	3:59.414	41 43	+31.428	204.9
29	74	Corvette Racing	O. Gavin / J. Magnussen / R. Westbrook	Chevrolet Corvette C6 ZR1	LM GTE Pro	M	4:00.467	22 34	+32.481	204.0
30	75	Prospeed Competition	M. Goossens / M. Holzer / J. Van Lagen	Porsche 911 RSR (997)	LM GTE Pro	M	4:00.654	29 39	+32.668	203.9
31	73	Corvette Racing	A. Garcia / T. Milner / O. Beretta	Chevrolet Corvette C6 ZR1	LM GTE Pro	M	4:00.763	36 41	+32.777	203.8
32	77	Team Felbermayr-Proton	M. Lieb / R. Lietz / W. Herzler	Porsche 911 RSR (997)	LM GTE Pro	M	4:01.056	37 38	+33.070	203.5
33	51	AF Corse Srl	G. Fisichella / G. Bruni / T. Vilander	Ferrari 458 Italia	LM GTE Pro	M	4:01.558	19 44	+33.572	203.1
34	89	Hankook-Team Farnbacher	D. Farnbacher / A. Simonsen / L. Keen	Ferrari 458 Italia	LM GTE Pro	H	4:01.751	18 41	+33.765	203.0
35	59	Luxury Racing	S. Ortelli / F. Makowiecki / J. Melo	Ferrari 458 Italia	LM GTE Pro	M	4:02.283	27 35	+34.297	202.5
36	80	Flying Lizard Motorsports	J. Bergmeister / P. Long / L. Lühr	Porsche 911 RSR (997)	LM GTE Pro	M	4:02.875	9 30	+34.889	202.0
37	79	Jota	S. Dalan / S. Hancock / C. Buncombe	Aston Martin Vantage	LM GTE Pro	D	4:03.075	13 40	+35.089	201.8
38	66	JMW Motorsport	R. Bell / T. Sugden / X. Maassen	Ferrari 458 Italia	LM GTE Pro	D	4:03.090	35 38	+35.104	201.8
39	88	Team Felbermayr-Proton	B. Müller / N. Tandy / A. Al-Faisal	Porsche 911 RSR (997)	LM GTE Pro	M	4:03.393	39 40	+35.407	201.6
40	71	AF Corse	R. Kauffman / M. Waltrip / R. Aguas	Ferrari 458 Italia	LM GTE Pro	M	4:04.047	28 29	+36.061	201.0
41	60	Gulf AMR Middle East	F. Giroix / R. Goethe / M. Wainwright	Aston Martin Vantage	LM GTE Am	D	4:04.702	32 33	+36.716	200.5
42	58	Luxury Racing	A. Beltoise / F. Jakubowski / P. Thiriet	Ferrari 458 Italia	LM GTE Pro	M	4:05.829	10 38	+37.843	199.6
43	44	Extreme Limite AM Paris	F. Rosier / P. Haezebrouck / J. De Fournoux	Norma M200P-Judd BMW	LM P2	D	4:06.234	5 9	+38.248	199.3
44	81	Flying Lizard Motorsports	S. Neiman / D. Law / S. Pumpelly	Porsche 911 RSR (997)	LM GTE Am	M	4:06.266	42 42	+38.280	199.2
45	57	Krohn Racing	T. Krohn / N. Jonsson / M. Rugolo	Ferrari F430	LM GTE Am	D	4:06.328	12 25	+38.342	199.2
46	50	Larbre Competition	P. Borhanuser / J. Canal / G. Gardel	Chevrolet Corvette C6 ZR1	LM GTE Am	M	4:06.886	29 30	+38.900	198.7
47	70	Larbre Competition	C. Bourret / P. Gibon / J. Belloc	Porsche 911 RSR (997)	LM GTE Am	M	4:06.897	30 43	+38.911	198.7
48	76	Imsa Performance Matmut	P. Pilet / R. Narac / N. Armindo	Porsche 911 RSR (997)	LM GTE Pro	M	4:08.179	11 12	+40.193	197.7
49	63	Proton Competition	C. Ried / H. Felbermayr Jr. / H. Felbermayr	Porsche 911 RSR (997)	LM GTE Am	M	4:08.728	14 24	+40.742	197.3
50	61	AF Corse SRL	P. Perazzini / M. Cioci / S. Breslin	Ferrari F430	LM GTE Am	M	4:08.910	10 27	+40.924	197.1
51	65	Lotus Jetalliance	J. Rossiter / J. Mowlen / J. Hirschi	Lotus Evora	LM GTE Pro	M	4:09.404	36 37	+41.418	196.7
52	68	Robertson Racing LLC	D. Robertson / A. Robertson / D. Murry	Ford GT-Doran	LM GTE Am	M	4:13.085	8 32	+45.099	193.9
53	62	CRS Racing	P. Ehret / S. Lynn / R. Wills	Ferrari F430	LM GTE Am	M	4:13.752	9 13	+45.766	193.4
54	83	JMB Racing	M. Rodrigues / J. Menahem / N. Marroc	Ferrari F430	LM GTE Am	M	4:13.986	3 10	+46.000	193.2
55	64	Lotus Jetalliance	O. Slingerland / M. Rich / J. Hartshorne	Lotus Evora	LM GTE Pro	M	4:17.334	34 42	+49.348	190.7
56	33	Level 5 Motorsports	S. Tucker / C. Bouchut / J. Barbosa	Lotus Coupe-Honda Performance Development	LM P2	M		1		

Fastest Lap	Lap 48	Mike Rockenfeller	3:27.986	235.9 Kph
--------------------	--------	-------------------	-----------------	-----------

Published at:

Track Status:

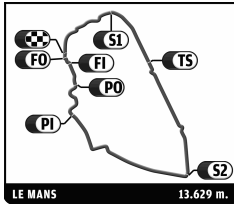
DRY

Race Director: Daniel Poissenot

Timekeeper: Christian Crucifix



24 HEURES DU MANS 2011



24 HEURES DU MANS

ILMC

Free Practice

After 4 Hours Provisional Classification By Class

Nr.	Team	Driver	Car	Ty	Time	Lap	Total	Gap	Kph
LM P1									
1	1 Audi Sport Team Joest	T. Bernhard / R. Dumas / M. Rockenfeller	Audi R18 TDI	M	3:27.986	48	49		235.9
2	2 Audi Sport Team Joest	M. Fassler / A. Lotterer / B. Tréluyer	Audi R18 TDI	M	3:28.296	41	49	+0.310	235.6
3	9 Team Peugeot Total	P. Lamy / S. Bourdais / S. Pagnaud	Peugeot 908	M	3:28.536	54	56	+0.550	235.3
4	7 Peugeot Sport Total	M. Gene / A. Wurz / A. Davidson	Peugeot 908	M	3:28.692	39	48	+0.706	235.1
5	3 Audi Sport North America	R. Capello / T. Kristensen / A. McNish	Audi R18 TDI	M	3:28.721	48	48	+0.735	235.1
6	8 Peugeot Sport Total	F. Montagny / S. Sarrazin / N. Minassian	Peugeot 908	M	3:29.089	20	53	+1.103	234.7
7	10 Team Oreca Matmut	N. Lapierre / L. Duval / O. Paris	Peugeot 908 HDI-FAP	M	3:30.096	13	56	+2.110	233.5
8	16 Pescarolo Team	E. Collard / C. Tinseau / J. Jousse	Pescarolo Judd	M	3:34.721	37	42	+6.735	228.5
9	13 Rebellion Racing	A. Belicchi / J. Boullion / G. Smith	Lola B 10/60 Coupe-Toyota	M	3:35.840	28	39	+7.854	227.3
10	15 Oak Racing	T. Monteiro / G. Moreau / P. Ragues	Oak Pescarolo-Judd	D	3:36.260	31	44	+8.274	226.9
11	12 Rebellion Racing	N. Jani / N. Prost / J. Bleekemolen	Lola B 10/60 Coupe-Toyota	M	3:36.319	30	48	+8.333	226.8
12	20 Quifel-Asm Team	M. Amaral / O. Pla / W. Hughes	Zytek 09 SC	D	3:41.694	19	39	+13.708	221.3
13	24 Oak Racing	J. Nicolet / R. Hein / J. Yvan	Oak Pescarolo-Judd	D	3:41.801	28	43	+13.815	221.2
14	22 Kronos Racing	V. Ickx / M. Martin / B. Leinders	Lola Aston Martin	M	3:41.962	23	32	+13.976	221.0
15	007 Aston Martin Racing	C. Klein / S. Mucke / D. Turner	Aston Martin AMR-One	M	3:46.299	20	29	+18.313	216.8
16	5 Hope Racing	S. Zachia / J. Lammers / C. Elgaard	Oreca Swiss Hy Tech-Hybrid	M	3:48.577	40	41	+20.591	214.7
17	009 Aston Martin Racing	A. Fernandez / A. Meyrick / H. Primat	Aston Martin AMR-One	M	3:49.094	7	11	+21.108	214.2
LM P2									
1	42 Strakka Racing	N. Leventis / D. Watts / J. Kane	Honda Performance Development Arx 01 D	M	3:42.863	30	45		220.2
2	48 Team Oreca Matmut	A. Premat / D. Hallyday / D. Kraïhamer	Oreca 03-Nissan	M	3:43.295	6	45	+0.432	219.7
3	26 Signatech Nissan	F. Mailloux / L. Ordoñez / S. Ayari	Oreca 03-Nissan	D	3:43.397	11	49	+0.534	219.6
4	49 Oak Racing	S. Nakano / N. De Crem / J. Charouz	Oak Pescarolo-BMW	D	3:44.687	39	41	+1.824	218.4
5	41 Greaves Motorsport	K. Ojeh / O. Lombard / T. Kimber-Smith	Zytek Nissan	D	3:45.229	7	37	+2.366	217.8
6	39 Pecom Racing	L. Perez-Compagnon / M. Russo / P. Kaffer	Lola B11/40-Judd Bmw	M	3:46.133	12	40	+3.270	217.0
7	40 Race Performance	M. Frey / R. Meichtry / M. Rostan	Oreca 03-Judd BMW	D	3:47.723	14	33	+4.860	215.5
8	36 RML	T. Erdos / M. Newton / B. Collins	Honda Performance Development Arx 01 D	D	3:49.347	13	37	+6.484	213.9
9	35 Oak Racing	A. Barlesi / F. Da Rocha / P. Lafargue	Oak Pescarolo-Judd BMW	D	3:52.363	31	44	+9.500	211.2
10	44 Extreme Limite AM Paris	F. Rosier / P. Haezebrouck / J. De Fournoux	Norma M200P-Judd BMW	D	4:06.234	5	9	+23.371	199.3
11	33 Level 5 Motorsports	S. Tucker / C. Bouchut / J. Barbosa	Lola Coupe-Honda Performance Development	M			1		
LM GTE Pro									
1	55 BMW Motorsport	A. Farfus / J. Müller / D. Werner	BMW M3 GT	D	3:59.028	39	44		205.3
2	56 BMW Motorsport	A. Priaux / D. Müller / J. Hand	BMW M3 GT	D	3:59.414	41	43	+0.386	204.9
3	74 Corvette Racing	O. Gavin / J. Magnussen / R. Westbrook	Chevrolet Corvette C6 ZR1	M	4:00.467	22	34	+1.439	204.0
4	75 Prospeed Competition	M. Goossens / M. Holzer / J. Van Lagen	Porsche 911 RSR (997)	M	4:00.654	29	39	+1.626	203.9
5	73 Corvette Racing	A. Garcia / T. Milner / O. Beretta	Chevrolet Corvette C6 ZR1	M	4:00.763	36	41	+1.735	203.8
6	77 Team Felbermayr-Proton	M. Lieb / R. Lietz / W. Henzler	Porsche 911 RSR (997)	M	4:01.056	37	38	+2.028	203.5
7	51 AF Corse Srl	G. Fisichella / G. Bruni / T. Vilander	Ferrari 458 Italia	M	4:01.558	19	44	+2.530	203.1
8	89 Hankook-Team Farnbacher	D. Farnbacher / A. Simonsen / L. Keen	Ferrari 458 Italia	H	4:01.751	18	41	+2.723	203.0
9	59 Luxury Racing	S. Ortelli / F. Makowiecki / J. Melo	Ferrari 458 Italia	M	4:02.283	27	35	+3.255	202.5
10	80 Flying Lizard Motorsports	J. Bergmeister / P. Long / L. Luhr	Porsche 911 RSR (997)	M	4:02.875	9	30	+3.847	202.0
11	79 Jota	S. Dolan / S. Hancock / C. Buncombe	Aston Martin Vantage	D	4:03.075	13	40	+4.047	201.8
12	66 JMW Motorsport	R. Bell / T. Sugden / X. Maassen	Ferrari 458 Italia	D	4:03.090	35	38	+4.062	201.8
13	88 Team Felbermayr-Proton	B. Müller / N. Tandy / A. Al-Faisal	Porsche 911 RSR (997)	M	4:03.393	39	40	+4.365	201.6
14	71 AF Corse	R. Kauffman / M. Waltrip / R. Aguas	Ferrari 458 Italia	M	4:04.047	28	29	+5.019	201.0
15	58 Luxury Racing	A. Beltoise / F. Jakubowski / P. Thiriet	Ferrari 458 Italia	M	4:05.829	10	38	+6.801	199.6
16	76 Insa Performance Matmut	P. Pilet / R. Narac / N. Armindo	Porsche 911 RSR (997)	M	4:08.179	11	12	+9.151	197.7
17	65 Lotus Jetalliance	J. Rossiter / J. Mowlen / J. Hirschi	Lotus Evora	M	4:09.404	36	37	+10.376	196.7
18	64 Lotus Jetalliance	O. Slingerland / M. Rich / J. Hartshorne	Lotus Evora	M	4:17.334	34	42	+18.306	190.7
LM GTE Am									
1	60 Gulf AMR Middle East	F. Giroix / R. Goethe / M. Wainwright	Aston Martin Vantage	D	4:04.702	32	33		200.5
2	81 Flying Lizard Motorsports	S. Neiman / D. Law / S. Pampelly	Porsche 911 RSR (997)	M	4:06.266	42	42	+1.564	199.2
3	57 Krohn Racing	T. Krohn / N. Jonsson / M. Rugolo	Ferrari F430	D	4:06.328	12	25	+1.626	199.2
4	50 Larbre Competition	P. Borhanuser / J. Canal / G. Gardel	Chevrolet Corvette C6 ZR1	M	4:06.886	29	30	+2.184	198.7
5	70 Larbre Competition	C. Bourret / P. Gibon / J. Belloc	Porsche 911 RSR (997)	M	4:06.897	30	43	+2.195	198.7
6	63 Proton Competition	S. Ried / H. Felbermayr Jr. / H. Felbermayr	Porsche 911 RSR (997)	M	4:08.728	14	24	+4.026	197.3
7	61 AF Corse SRL	P. Perazzini / M. Cioci / S. Braslin	Ferrari F430	M	4:08.910	10	27	+4.208	197.1
8	68 Robertson Racing LLC	D. Robertson / A. Robertson / D. Murry	Ford GT-Doran	M	4:13.085	8	32	+8.383	193.9
9	62 CRS Racing	P. Ehret / S. Lynn / R. Wills	Ferrari F430	M	4:13.752	9	13	+9.050	193.4
10	83 JMB Racing	M. Rodrigues / J. Menahem / N. Marroc	Ferrari F430	M	4:13.986	3	10	+9.284	193.2

Published at:

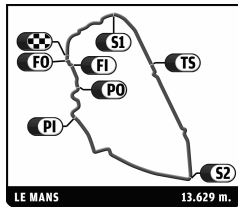
Track Status: **DRY**

Race Director: Daniel Poissenot

Timekeeper: Christian Crucifix



24 HEURES DU MANS 2011



24 HEURES DU MANS

ILMC

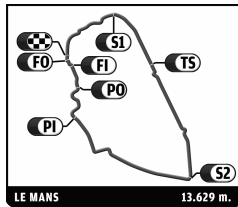
Free Practice

Provisional Classification by Driver Fastest Lap

Nr	Team	Car	Class	Driver	Time	Lap	Total	Gap	Kph	
1	Audi Sport Team Joest	Audi R18 TDI	LM P1	Mike Rockenfeller	3:27.986	15	16		235.9	
2	Audi Sport Team Joest	Audi R18 TDI	LM P1	André Lotterer	3:28.296	10	18	0.310	0.310	235.6
3	Team Peugeot Total	Peugeot 908	LM P1	Sebastien Bourdais	3:28.536	11	13	0.550	0.240	235.3
4	Peugeot Sport Total	Peugeot 908	LM P1	Anthony Davidson	3:28.692	30	33	0.706	0.156	235.1
5	Audi Sport North America	Audi R18 TDI	LM P1	Allan McNish	3:28.721	18	18	0.735	0.029	235.1
6	Team Peugeot Total	Peugeot 908	LM P1	Simon Pagenaud	3:28.792	32	34	0.806	0.071	235.0
7	Peugeot Sport Total	Peugeot 908	LM P1	Nicolas Minassian	3:29.089	16	36	1.103	0.297	234.7
8	Peugeot Sport Total	Peugeot 908	LM P1	Stephane Sarrazin	3:29.538	7	9	1.552	0.449	234.2
9	Peugeot Sport Total	Peugeot 908	LM P1	Franck Montagny	3:29.648	8	8	1.662	0.110	234.0
10	Team Oreca Matmut	Peugeot 908 HDI-FAP	LM P1	Loic Duval	3:30.096	13	16	2.110	0.448	233.5
11	Audi Sport North America	Audi R18 TDI	LM P1	Tom Kristensen	3:30.355	8	13	2.369	0.259	233.2
12	Audi Sport Team Joest	Audi R18 TDI	LM P1	Timo Bernhard	3:30.374	12	17	2.388	0.019	233.2
13	Audi Sport Team Joest	Audi R18 TDI	LM P1	Benoit Treliuyer	3:30.803	14	15	2.817	0.429	232.8
14	Audi Sport North America	Audi R18 TDI	LM P1	Rinaldo Capello	3:31.021	12	17	3.035	0.218	232.5
15	Audi Sport Team Joest	Audi R18 TDI	LM P1	Romain Dumas	3:31.353	11	16	3.367	0.332	232.1
16	Peugeot Sport Total	Peugeot 908	LM P1	Alex Wurz	3:31.420	5	6	3.434	0.067	232.1
17	Team Oreca Matmut	Peugeot 908 HDI-FAP	LM P1	Olivier Panis	3:31.619	21	26	3.633	0.199	231.9
18	Audi Sport Team Joest	Audi R18 TDI	LM P1	Marcel Fassler	3:31.697	12	16	3.711	0.078	231.8
19	Team Oreca Matmut	Peugeot 908 HDI-FAP	LM P1	Nicolas Lapierre	3:32.012	14	14	4.026	0.315	231.4
20	Peugeot Sport Total	Peugeot 908	LM P1	Marc Gene	3:32.888	7	9	4.902	0.876	230.5
21	Team Peugeot Total	Peugeot 908	LM P1	Pedro Lamy	3:33.636	8	9	5.650	0.748	229.7
22	Pescarolo Team	Pescarolo Judd	LM P1	Julien Jousse	3:34.721	10	15	6.735	1.085	228.5
23	Rebellion Racing	Lola B 10/60 Coupe-Toyota	LM P1	Andrea Belicchi	3:35.840	14	15	7.854	1.119	227.3
24	Oak Racing	Oak Pescarolo-Judd	LM P1	Guillaume Moreau	3:36.260	13	14	8.274	0.420	226.9
25	Rebellion Racing	Lola B 10/60 Coupe-Toyota	LM P1	Neel Jani	3:36.319	11	17	8.333	0.059	226.8
26	Rebellion Racing	Lola B 10/60 Coupe-Toyota	LM P1	J.Christophe Boullion	3:36.337	10	10	8.351	0.018	226.8
27	Pescarolo Team	Pescarolo Judd	LM P1	Emmanuel Collard	3:36.408	13	14	8.422	0.071	226.7
28	Pescarolo Team	Pescarolo Judd	LM P1	Christophe Tinseau	3:37.141	9	13	9.155	0.733	226.0
29	Rebellion Racing	Lola B 10/60 Coupe-Toyota	LM P1	Nicolas Prost	3:38.650	13	19	10.664	1.509	224.4
30	Rebellion Racing	Lola B 10/60 Coupe-Toyota	LM P1	Jeroen Bleekemolen	3:39.257	10	12	11.271	0.607	223.8
31	Oak Racing	Oak Pescarolo-Judd	LM P1	Pierre Ragues	3:39.288	16	18	11.302	0.031	223.7
32	Rebellion Racing	Lola B 10/60 Coupe-Toyota	LM P1	Guy Smith	3:39.967	12	14	11.981	0.679	223.1
33	Oak Racing	Oak Pescarolo-Judd	LM P1	Tiago Monteiro	3:40.022	11	12	12.036	0.055	223.0
34	Quifel-Asm Team	Zytek 09 SC	LM P1	Olivier Pla	3:41.694	19	20	13.708	1.672	221.3
35	Oak Racing	Oak Pescarolo-Judd	LM P1	Jacques Nicolet	3:41.801	8	13	13.815	0.107	221.2
36	Kronos Racing	Lola Aston Martin	LM P1	Maxime Martin	3:41.962	4	5	13.976	0.161	221.0
37	Quifel-Asm Team	Zytek 09 SC	LM P1	Warren Hughes	3:42.233	4	5	14.247	0.271	220.8
38	Kronos Racing	Lola Aston Martin	LM P1	Vanina Ickx	3:42.803	16	19	14.817	0.570	220.2
39	Strakka Racing	Honda Performance Development Axs 01 D	LM P2	Jonny Kane	3:42.863	10	11	14.877	0.060	220.2
40	Team Oreca Matmut	Oreca 03-Nissan	LM P2	Alexandre Premat	3:43.295	6	9	15.309	0.432	219.7
41	Signatech Nissan	Oreca 03-Nissan	LM P2	Soheil Ayari	3:43.397	11	19	15.411	0.102	219.6
42	Team Oreca Matmut	Oreca 03-Nissan	LM P2	Dominick Kraihamer	3:44.025	10	13	16.039	0.628	219.0
43	Oak Racing	Oak Pescarolo-Bmw	LM P2	Shinji Nakano	3:44.687	15	17	16.701	0.662	218.4
44	Oak Racing	Oak Pescarolo-Judd	LM P1	Jean-François Yvon	3:44.782	19	12	16.796	0.095	218.3
45	Signatech Nissan	Oreca 03-Nissan	LM P2	Franck Mailleux	3:44.930	12	15	16.944	0.148	218.1
46	Greaves Motorsport	Zytek Nissan	LM P2	Tom Kimber-Smith	3:45.229	7	15	17.243	0.299	217.8
47	Strakka Racing	Honda Performance Development Axs 01 D	LM P2	Danny Watts	3:45.609	12	13	17.623	0.380	217.5
48	Signatech Nissan	Oreca 03-Nissan	LM P2	Lucas Ordoñez	3:45.726	15	15	17.740	0.117	217.4
49	Oak Racing	Oak Pescarolo-Judd	LM P1	Richard Hein	3:45.953	9	18	17.967	0.227	217.1
50	Pecom Racing	Lola B11/40-Judd Bmw	LM P2	Pierre Kaffer	3:46.133	12	17	18.147	0.180	217.0
51	007 Aston Martin Racing	Aston Martin Amr-One	LM P1	Darren Turner	3:46.299	8	13	18.313	0.166	216.8
52	Quifel-Asm Team	Zytek 09 SC	LM P1	Miguel Amaral	3:46.887	13	14	18.901	0.588	216.3
53	007 Aston Martin Racing	Aston Martin Amr-One	LM P1	Stephane Mucke	3:46.942	5	10	18.956	0.055	216.2
54	Oak Racing	Oak Pescarolo-Bmw	LM P2	Jan Charouz	3:47.090	10	15	19.104	0.148	216.1
55	Race Performance	Oreca 03-Judd Bmw	LM P2	Ralph Meichtry	3:47.723	2	6	19.737	0.633	215.5
56	Race Performance	Oreca 03-Judd Bmw	LM P2	Michel Frey	3:48.163	17	18	20.177	0.440	215.0
57	Hope Racing	Oreca Swiss Hy Tech-Hybrid	LM P1	Steve Zacchia	3:48.577	11	12	20.591	0.414	214.7
58	009 Aston Martin Racing	Aston Martin Amr-One	LM P1	Andy Meyrick	3:49.094	7	11	21.108	0.517	214.2
59	RML	Honda Performance Development Axs 01 D	LM P2	Tommy Erdos	3:49.347	13	18	21.361	0.253	213.9
60	Greaves Motorsport	Zytek Nissan	LM P2	Karim Ojeh	3:49.718	10	11	21.732	0.371	213.6
61	Pecom Racing	Lola B11/40-Judd Bmw	LM P2	Matias Russo	3:50.239	5	12	22.253	0.521	213.1
62	007 Aston Martin Racing	Aston Martin Amr-One	LM P1	Christian Klein	3:50.372	5	6	22.386	0.133	213.0
63	Kronos Racing	Lola Aston Martin	LM P1	Bas Leinders	3:50.584	8	8	22.598	0.212	212.8
64	Hope Racing	Oreca Swiss Hy Tech-Hybrid	LM P1	Casper Elgaard	3:50.739	13	15	22.753	0.155	212.6
65	Oak Racing	Oak Pescarolo-Bmw	LM P2	Nicolas De Crem	3:50.909	7	9	22.923	0.170	212.5
66	Greaves Motorsport	Zytek Nissan	LM P2	Olivier Lombard	3:50.926	9	11	22.940	0.017	212.5
67	Team Oreca Matmut	Oreca 03-Nissan	LM P2	David Hallyday	3:51.123	19	23	23.137	0.197	212.3
68	Strakka Racing	Honda Performance Development Axs 01 D	LM P2	Nick Leventis	3:52.350	20	21	24.364	1.227	211.2



24 HEURES DU MANS 2011



24 HEURES DU MANS

ILMC

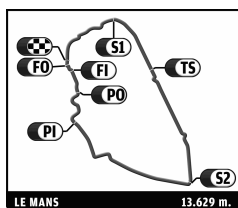
Free Practice

Provisional Classification by Driver Fastest Lap

Nr	Team	Car	Class	Driver	Time	Lap	Total	Gap	Kph	
69	35 Oak Racing	Oak Pescarolo-Judd Bmw	LM P2	Andrea Barlesi	3:52.363	15	17	24.377	0.013	211.2
70	40 Race Performance	Oreca 03-Judd Bmw	LM P2	Marc Rostan	3:52.731	9	9	24.745	0.368	210.8
71	39 Pecom Racing	Lola B11/40-Judd Bmw	LM P2	Luis Perez-Companc	3:53.497	9	11	25.511	0.766	210.1
72	36 RML	Honda Performance Development Acs 01 D	LM P2	Ben Collins	3:53.501	6	7	25.515	0.004	210.1
73	36 RML	Honda Performance Development Acs 01 D	LM P2	Mike Newton	3:56.178	10	12	28.192	2.677	207.7
74	5 Hope Racing	Oreca Swiss Hy Tech-Hybrid	LM P1	Jan Lammers	3:56.562	7	14	28.576	0.384	207.4
75	55 Bmw Motorsport	Bmw M3 GT	LM GTE Pro	Augusto Farfus	3:59.028	10	15	31.042	2.466	205.3
76	56 Bmw Motorsport	Bmw M3 GT	LM GTE Pro	Andy Priaux	3:59.414	13	15	31.428	0.386	204.9
77	35 Oak Racing	Oak Pescarolo-Judd Bmw	LM P2	Patrice Lafargue	3:59.461	8	11	31.475	0.047	204.9
78	35 Oak Racing	Oak Pescarolo-Judd Bmw	LM P2	Frédéric Da Rocha	3:59.773	15	16	31.787	0.312	204.6
79	74 Corvette Racing	Chevrolet Corvette C6 ZR1	LM GTE Pro	Jan Magnussen	4:00.467	10	12	32.481	0.694	204.0
80	75 Prospeed Competition	Porsche 911 RSR (997)	LM GTE Pro	Marco Holzer	4:00.654	12	15	32.668	0.187	203.9
81	73 Corvette Racing	Chevrolet Corvette C6 ZR1	LM GTE Pro	Antonio Garcia	4:00.763	13	14	32.777	0.109	203.8
82	73 Corvette Racing	Chevrolet Corvette C6 ZR1	LM GTE Pro	Olivier Beretta	4:00.961	18	19	32.975	0.198	203.6
83	77 Team Felbermayr-Proton	Porsche 911 RSR (997)	LM GTE Pro	Marc Lieb	4:01.056	14	15	33.070	0.095	203.5
84	77 Team Felbermayr-Proton	Porsche 911 RSR (997)	LM GTE Pro	Richard Lietz	4:01.376	10	19	33.390	0.320	203.3
85	51 AF Corse Srl	Ferrari 458 Italia	LM GTE Pro	Toni Vilander	4:01.558	19	20	33.572	0.182	203.1
86	55 Bmw Motorsport	Bmw M3 GT	LM GTE Pro	Jörg Muller	4:01.566	9	18	33.580	0.008	203.1
87	51 AF Corse Srl	Ferrari 458 Italia	LM GTE Pro	Gianmaria Bruni	4:01.652	6	9	33.666	0.086	203.0
88	56 Bmw Motorsport	Bmw M3 GT	LM GTE Pro	Joey Hand	4:01.706	14	15	33.720	0.054	203.0
89	89 Hankook-Team Farnbacher	Ferrari 458 Italia	LM GTE Pro	Allan Simonsen	4:01.751	13	14	33.765	0.045	203.0
90	74 Corvette Racing	Chevrolet Corvette C6 ZR1	LM GTE Pro	Richard Westbrook	4:02.235	10	10	34.249	0.484	202.5
91	59 Luxury Racing	Ferrari 458 Italia	LM GTE Pro	Frédéric Makowiecki	4:02.283	12	13	34.297	0.048	202.5
92	56 Bmw Motorsport	Bmw M3 GT	LM GTE Pro	Dirk Müller	4:02.330	8	13	34.344	0.047	202.5
93	59 Luxury Racing	Ferrari 458 Italia	LM GTE Pro	Jaime Melo	4:02.403	14	15	34.417	0.073	202.4
94	80 Flying Lizard Motorsports	Porsche 911 RSR (997)	LM GTE Pro	Jörg Bergmeister	4:02.875	9	14	34.889	0.472	202.0
95	51 AF Corse Srl	Ferrari 458 Italia	LM GTE Pro	Giancarlo Fisichella	4:03.042	6	15	35.056	0.167	201.9
96	79 Jota	Aston Martin Vantage	LM GTE Pro	Sam Hancock	4:03.075	13	15	35.089	0.033	201.8
97	66 JMW Motorsport	Ferrari 458 Italia	LM GTE Pro	Rob Bell	4:03.090	11	14	35.104	0.015	201.8
98	55 Bmw Motorsport	Bmw M3 GT	LM GTE Pro	Dirk Werner	4:03.165	7	11	35.179	0.075	201.8
99	74 Corvette Racing	Chevrolet Corvette C6 ZR1	LM GTE Pro	Oliver Gavin	4:03.390	8	12	35.404	0.225	201.6
100	88 Team Felbermayr-Proton	Porsche 911 RSR (997)	LM GTE Pro	Nick Tandy	4:03.393	10	11	35.407	0.003	201.6
101	80 Flying Lizard Motorsports	Porsche 911 RSR (997)	LM GTE Pro	Patrick Long	4:03.921	5	6	35.935	0.528	201.1
102	71 AF Corse	Ferrari 458 Italia	LM GTE Pro	Rui Aguas	4:04.047	13	14	36.061	0.126	201.0
103	77 Team Felbermayr-Proton	Porsche 911 RSR (997)	LM GTE Pro	Wolf Henzler	4:04.116	2	4	36.130	0.069	201.0
104	89 Hankook-Team Farnbacher	Ferrari 458 Italia	LM GTE Pro	Leh Keen	4:04.235	17	17	36.249	0.119	200.9
105	75 Prospeed Competition	Porsche 911 RSR (997)	LM GTE Pro	Marc Goossens	4:04.395	7	8	36.409	0.160	200.8
106	89 Hankook-Team Farnbacher	Ferrari 458 Italia	LM GTE Pro	Dominik Farnbacher	4:04.670	9	10	36.684	0.275	200.5
107	60 Gulf AMR Middle East	Aston Martin Vantage	LM GTE Am	Fabien Giroix	4:04.702	10	11	36.716	0.032	200.5
108	59 Luxury Racing	Ferrari 458 Italia	LM GTE Pro	Stéphane Ortelli	4:05.310	6	7	37.324	0.608	200.0
109	58 Luxury Racing	Ferrari 458 Italia	LM GTE Pro	Anthony Beltoise	4:05.829	10	12	37.843	0.519	199.6
110	79 Jota	Aston Martin Vantage	LM GTE Pro	Chris Buncombe	4:05.985	12	12	37.999	0.156	199.5
111	44 Extreme Limite Am Paris	Norma M200P-Judd Bmw	LM P2	Philippe Haezebrouck	4:06.234	5	6	38.248	0.249	199.3
112	81 Flying Lizard Motorsports	Porsche 911 RSR (997)	LM GTE Am	Darren Law	4:06.266	17	17	38.280	0.032	199.2
113	57 Krohn Racing	Ferrari F430	LM GTE Am	Niclas Jansson	4:06.328	12	14	38.342	0.062	199.2
114	80 Flying Lizard Motorsports	Porsche 911 RSR (997)	LM GTE Pro	Lucas Luhr	4:06.391	9	10	38.405	0.063	199.1
115	73 Corvette Racing	Chevrolet Corvette C6 ZR1	LM GTE Pro	Tommy Milner	4:06.434	5	8	38.448	0.043	199.1
116	66 JMW Motorsport	Ferrari 458 Italia	LM GTE Pro	Xavier Maassen	4:06.441	12	14	38.455	0.007	199.1
117	50 Larbre Competition	Chevrolet Corvette C6 ZR1	LM GTE Am	Julien Canal	4:06.886	16	17	38.900	0.445	198.7
118	70 Larbre Competition	Porsche 911 RSR (997)	LM GTE Am	Jean-Philippe Belloc	4:06.897	10	14	38.911	0.011	198.7
119	88 Team Felbermayr-Proton	Porsche 911 RSR (997)	LM GTE Pro	Bryce Miller	4:06.995	10	14	39.009	0.098	198.6
120	88 Team Felbermayr-Proton	Porsche 911 RSR (997)	LM GTE Pro	Abdulaziz Al-Faisal	4:07.348	12	15	39.362	0.353	198.4
121	66 JMW Motorsport	Ferrari 458 Italia	LM GTE Pro	Tim Sugden	4:07.376	4	10	39.390	0.028	198.3
122	75 Prospeed Competition	Porsche 911 RSR (997)	LM GTE Pro	Jaap Van Lagen	4:07.819	8	16	39.833	0.443	198.0
123	76 Imsa Performance Matmut	Porsche 911 RSR (997)	LM GTE Pro	Raymond Narac	4:08.179	2	3	40.193	0.360	197.7
124	58 Luxury Racing	Ferrari 458 Italia	LM GTE Pro	Pierre Thiriet	4:08.475	8	14	40.489	0.296	197.5
125	81 Flying Lizard Motorsports	Porsche 911 RSR (997)	LM GTE Am	Spencer Pumpelly	4:08.532	6	11	40.546	0.057	197.4
126	76 Imsa Performance Matmut	Porsche 911 RSR (997)	LM GTE Pro	Nicolas Armindo	4:08.565	7	9	40.579	0.033	197.4
127	63 Proton Competition	Porsche 911 RSR (997)	LM GTE Am	Horst Felbermayr Jr.	4:08.728	7	11	40.742	0.163	197.3
128	61 AF Corse Srl	Ferrari F430	LM GTE Am	Marco Cioci	4:08.910	10	11	40.924	0.182	197.1
129	65 Lotus Jettalliance	Lotus Evora	LM GTE Pro	Johnny Mowlen	4:09.404	9	10	41.418	0.494	196.7
130	65 Lotus Jettalliance	Lotus Evora	LM GTE Pro	James Rossiter	4:09.576	13	14	41.590	0.172	196.6
131	58 Luxury Racing	Ferrari 458 Italia	LM GTE Pro	François Jakubowski	4:09.674	10	12	41.688	0.098	196.5
132	70 Larbre Competition	Porsche 911 RSR (997)	LM GTE Am	Christophe Bourret	4:11.047	14	15	43.061	1.373	195.4
133	65 Lotus Jettalliance	Lotus Evora	LM GTE Pro	Jonathan Hirschi	4:11.132	4	13	43.146	0.085	195.4
134	57 Krohn Racing	Ferrari F430	LM GTE Am	Tracy Krohn	4:11.709	11	11	43.723	0.577	194.9
135	50 Larbre Competition	Chevrolet Corvette C6 ZR1	LM GTE Am	Gabriele Gardel	4:11.740	5	6	43.754	0.031	194.9
136	79 Jota	Aston Martin Vantage	LM GTE Pro	Simon Dolan	4:11.760	4	13	43.774	0.020	194.9



24 HEURES DU MANS 2011



24 HEURES DU MANS

ILMC

Free Practice

Provisional Classification by Driver Fastest Lap

Nr	Team	Car	Class	Driver	Time	Lap	Total	Gap	Kph
137	61 AF Corse Srl	Ferrari F430	LM GTE Am	Sean Breslin	4:12.741	8	10	44.755 0.981	194.1
138	60 Gulf AMR Middle East	Aston Martin Vantage	LM GTE Am	Michael Wainwright	4:12.959	7	12	44.973 0.218	194.0
139	68 Robertson Racing LLC	Ford GT-Doran	LM GTE Am	David Murry	4:13.085	6	8	45.099 0.126	193.9
140	62 CRS Racing	Ferrari F430	LM GTE Am	Pierre Ehret	4:13.752	9	11	45.766 0.667	193.4
141	70 Larbre Competition	Porsche 911 RSR (997)	LM GTE Am	Pascal Gibon	4:13.783	9	14	45.797 0.031	193.3
142	83 JMB Racing	Ferrari F430	LM GTE Am	Nicolas Marroc	4:13.986	3	4	46.000 0.203	193.2
143	81 Flying Lizard Motorsports	Porsche 911 RSR (997)	LM GTE Am	Seth Neiman	4:15.342	12	14	47.356 1.356	192.2
144	61 AF Corse Srl	Ferrari F430	LM GTE Am	Piergiuseppe Perazzini	4:15.746	5	6	47.760 0.404	191.8
145	50 Larbre Competition	Chevrolet Corvette C6 ZR1	LM GTE Am	Patrick Borhanuser	4:16.181	5	7	48.195 0.435	191.5
146	64 Lotus Jetalliance	Lotus Evora	LM GTE Pro	Martin Rich	4:17.334	13	21	49.348 1.153	190.7
147	60 Gulf AMR Middle East	Aston Martin Vantage	LM GTE Am	Roald Goethe	4:17.470	6	10	49.484 0.136	190.6
148	71 AF Corse	Ferrari 458 Italia	LM GTE Pro	Robert Kauffman	4:21.280	12	14	53.294 3.810	187.8
149	63 Proton Competition	Porsche 911 RSR (997)	LM GTE Am	Christian Ried	4:21.377	5	7	53.391 0.097	187.7
150	63 Proton Competition	Porsche 911 RSR (997)	LM GTE Am	Horst Felbermayr	4:23.361	2	6	55.375 1.984	186.3
151	64 Lotus Jetalliance	Lotus Evora	LM GTE Pro	Oskar Slingerland	4:24.126	11	15	56.140 0.765	185.8
152	83 JMB Racing	Ferrari F430	LM GTE Am	Jean-Marc Menahem	4:26.730	5	6	58.744 2.604	183.9
153	68 Robertson Racing LLC	Ford GT-Doran	LM GTE Am	David Robertson	4:37.417	11	13	1'09.431 10.687	176.9
154	68 Robertson Racing LLC	Ford GT-Doran	LM GTE Am	Andrea Robertson	4:39.326	7	11	1'11.340 1.909	175.7
155	64 Lotus Jetalliance	Lotus Evora	LM GTE Pro	John Hartshorne	4:45.331	4	6	1'17.345 6.005	172.0
156	62 CRS Racing	Ferrari F430	LM GTE Am	Roger Wills	5:01.902	2	2	1'33.916 16.571	162.5
157	33 Level 5 Motorsports	<small>Lotus Coupe-Handa Performance Development</small>	LM P2	Christophe Bouchut					
158	33 Level 5 Motorsports	<small>Lotus Coupe-Handa Performance Development</small>	LM P2	Joao Barbosa					
159	44 Extreme Limite Am Paris	Norma M200P-Judd Bmw	LM P2	Fabien Rosier					
160	009 Aston Martin Racing	Aston Martin Amr-One	LM P1	Adrian Fernandez					
161	009 Aston Martin Racing	Aston Martin Amr-One	LM P1	Harold Primat					
162	33 Level 5 Motorsports	<small>Lotus Coupe-Handa Performance Development</small>	LM P2	Scott Tucker			1		
163	57 Krohn Racing	Ferrari F430	LM GTE Am	Michele Rugolo					
164	62 CRS Racing	Ferrari F430	LM GTE Am	Shaun Lynn					
165	83 JMB Racing	Ferrari F430	LM GTE Am	Manuel Rodrigues					
166	44 Extreme Limite Am Paris	Norma M200P-Judd Bmw	LM P2	Jean-René De Fournoux			3		
167	71 AF Corse	Ferrari 458 Italia	LM GTE Pro	Michael Waltrip			1		
168	76 Insa Performance Matmut	Porsche 911 RSR (997)	LM GTE Pro	Patrick Pilet					

Published at:

Track Status:

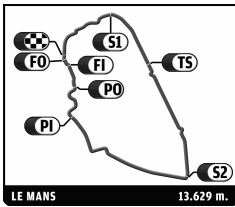
DRY

Race Director:

Timekeeper:



24 HEURES DU MANS 2011



24 HEURES DU MANS

ILMC

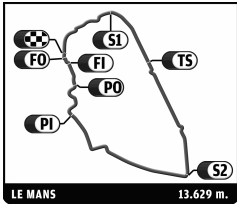
Free Practice

Best Sector Times

SECTOR 1			SECTOR 2			SECTOR 3			Pos	Team	Ideal Lap	Best Lap
Pos	Driver	Time	Driver	Time	Driver	Time	Pos	Team				
1	M.Rockenfeller	32.814	9 S.Bourdais	1:20.034	7 A.Davidson	1:34.051	1	7 Peugeot Sport Total	3:27.302	3:28.692	(4)	
2	9 S.Bourdais	32.862	7 A.Davidson	1:20.351	3 A.McNish	1:34.400	2	9 Team Peugeot Total	3:27.651	3:28.536	(3)	
3	7 A.Davidson	32.900	8 F.Montagny	1:20.376	1 M.Rockenfeller	1:34.555	3	3 Audi Sport North America	3:27.819	3:28.721	(5)	
4	2 A.Lotterer	32.905	2 A.Lotterer	1:20.403	9 S.Bourdais	1:34.755	4	1 Audi Sport Team Joest	3:27.986	3:27.986	(1)	
5	3 A.McNish	32.912	3 A.McNish	1:20.507	2 A.Lotterer	1:34.869	5	2 Audi Sport Team Joest	3:28.177	3:28.296	(2)	
6	10 L.Duval	32.922	1 M.Rockenfeller	1:20.617	8 S.Sarrazin	1:35.027	6	8 Peugeot Sport Total	3:28.396	3:29.089	(6)	
7	8 F.Montagny	32.993	10 L.Duval	1:21.581	10 L.Duval	1:35.552	7	10 Team Oreca Matmut	3:30.055	3:30.096	(7)	
8	13 A.Belicchi	33.473	16 J.Jousse	1:22.721	16 J.Jousse	1:37.500	8	16 Pescarolo Team	3:34.253	3:34.721	(8)	
9	15 G.Moreau	33.573	13 J.Boullion	1:23.647	13 A.Belicchi	1:38.346	9	13 Rebellion Racing	3:35.466	3:35.840	(9)	
10	12 N.Jani	33.713	12 N.Jani	1:23.654	15 G.Moreau	1:38.569	10	15 Oak Racing	3:35.918	3:36.260	(10)	
11	16 J.Jousse	34.032	15 G.Moreau	1:23.776	12 N.Jani	1:38.811	11	12 Rebellion Racing	3:36.178	3:36.319	(11)	
12	42 J.Kane	34.664	20 O.Pla	1:24.970	42 J.Kane	1:41.248	12	20 Quifel-Asm Team	3:41.148	3:41.694	(12)	
13	24 J.Nicolet	34.666	22 M.Martin	1:25.072	24 J.Nicolet	1:41.432	13	22 Kronos Racing	3:41.553	3:41.962	(14)	
14	20 O.Pla	34.690	24 J.Nicolet	1:25.597	48 A.Premat	1:41.474	14	24 Oak Racing	3:41.695	3:41.801	(13)	
15	22 V.Ickx	34.728	48 D.Kraihamer	1:25.959	20 W.Hughes	1:41.488	15	48 Team Oreca Matmut	3:42.273	3:43.295	(16)	
16	26 S.Ayari	34.775	26 S.Ayari	1:26.456	22 M.Martin	1:41.753	16	42 Strakka Racing	3:42.863	3:42.863	(15)	
17	40 M.Frey	34.809	42 J.Kane	1:26.951	26 S.Ayari	1:42.032	17	26 Signatech Nissan	3:43.263	3:43.397	(17)	
18	48 A.Premat	34.840	49 S.Nakano	1:27.014	007 D.Turner	1:42.117	18	49 Oak Racing	3:44.687	3:44.687	(18)	
19	007 S.Mucke	34.847	41 T.Kimber-Smith	1:27.171	49 S.Nakano	1:42.306	19	41 Greaves Motorsport	3:44.783	3:45.229	(19)	
20	41 T.Kimber-Smith	34.967	39 P.Kaffer	1:27.733	41 T.Kimber-Smith	1:42.645	20	007 Aston Martin Racing	3:44.923	3:46.299	(21)	
21	009 A.Meyrick	35.339	40 R.Meichtry	1:27.761	39 P.Kaffer	1:42.779	21	39 Pecom Racing	3:45.982	3:46.133	(20)	
22	36 T.Erdos	35.354	5 S.Zacchia	1:27.764	36 T.Erdos	1:43.779	22	40 Race Performance	3:46.368	3:47.723	(22)	
23	49 S.Nakano	35.367	007 D.Turner	1:27.959	40 M.Frey	1:43.798	23	36 RML	3:47.417	3:49.347	(25)	
24	39 P.Kaffer	35.470	36 T.Erdos	1:28.284	009 A.Meyrick	1:44.055	24	5 Hope Racing	3:48.514	3:48.577	(23)	
25	5 S.Zacchia	35.493	35 A.Barlesi	1:28.690	5 S.Zacchia	1:45.257	25	009 Aston Martin Racing	3:48.582	3:49.094	(24)	
26	35 A.Barlesi	36.244	009 A.Meyrick	1:29.188	35 A.Barlesi	1:47.025	26	35 Oak Racing	3:51.959	3:52.363	(26)	
27	55 J.Muller	37.402	55 A.Farfus	1:32.494	55 A.Farfus	1:49.004	27	55 Bmw Motorsport	3:58.900	3:59.028	(27)	
28	51 G.Bruni	37.476	56 A.Priaux	1:32.533	56 A.Priaux	1:49.113	28	56 Bmw Motorsport	3:59.135	3:59.414	(28)	
29	56 A.Priaux	37.489	73 A.Garcia	1:32.538	75 M.Holzer	1:49.324	29	73 Corvette Racing	4:00.249	4:00.763	(31)	
30	74 J.Magnussen	37.637	77 M.Lieb	1:32.856	74 J.Magnussen	1:49.733	30	75 Prospeed Competition	4:00.458	4:00.654	(30)	
31	79 S.Hancock	37.656	74 J.Magnussen	1:33.097	73 O.Beretta	1:49.870	31	74 Corvette Racing	4:00.467	4:00.467	(29)	
32	66 R.Bell	37.697	75 M.Holzer	1:33.130	51 T.Vilander	1:49.903	32	77 Team Felbermayr-Proton	4:00.742	4:01.056	(32)	
33	89 A.Simonsen	37.746	51 T.Vilander	1:33.575	77 M.Lieb	1:49.916	33	51 AF Corse Srl	4:00.954	4:01.558	(33)	
34	80 J.Bergmeister	37.791	80 J.Bergmeister	1:33.658	59 F.Makowiecki	1:50.079	34	89 Hankook-Team Farnbacher	4:01.751	4:01.751	(34)	
35	73 O.Beretta	37.841	89 A.Simonsen	1:33.733	89 A.Simonsen	1:50.272	35	59 Luxury Racing	4:01.919	4:02.283	(35)	
36	59 F.Makowiecki	37.890	88 N.Tandy	1:33.749	79 S.Hancock	1:50.594	36	66 JMW Motorsport	4:02.369	4:03.090	(38)	
37	77 R.Lietz	37.970	44 P.Hoazebrouck	1:33.814	66 R.Bell	1:50.788	37	79 Jota	4:02.590	4:03.075	(37)	
38	75 M.Holzer	38.004	66 R.Bell	1:33.884	80 J.Bergmeister	1:51.197	38	80 Flying Lizard Motorsports	4:02.646	4:02.875	(36)	
39	60 F.Giroix	38.266	59 J.Melo	1:33.950	88 N.Tandy	1:51.267	39	88 Team Felbermayr-Proton	4:03.368	4:03.393	(39)	
40	57 N.Jonsson	38.331	60 F.Giroix	1:34.005	71 R.Aguas	1:51.543	40	71 AF Corse	4:03.939	4:04.047	(40)	
41	58 A.Beltoise	38.341	71 R.Aguas	1:34.024	57 N.Jonsson	1:52.398	41	60 Gulf AMR Middle East	4:04.702	4:04.702	(41)	
42	88 N.Tandy	38.352	70 J.Belloc	1:34.076	60 F.Giroix	1:52.431	42	70 Larbre Competition	4:05.626	4:06.897	(47)	
43	71 R.Aguas	38.372	79 C.Buncombe	1:34.340	58 A.Beltoise	1:52.657	43	57 Krohn Racing	4:05.658	4:06.328	(45)	
44	44 P.Hoazebrouck	38.483	50 J.Canal	1:34.494	81 D.Law	1:52.849	44	58 Luxury Racing	4:05.829	4:05.829	(42)	
45	70 J.Belloc	38.518	76 R.Narac	1:34.539	70 J.Belloc	1:53.032	45	81 Flying Lizard Motorsports	4:06.171	4:06.266	(44)	
46	76 R.Narac	38.528	81 D.Law	1:34.619	50 J.Canal	1:53.361	46	44 Extreme Limite Am Paris	4:06.234	4:06.234	(43)	
47	81 S.Pumpelly	38.703	58 A.Beltoise	1:34.831	65 J.Rossiter	1:53.628	47	50 Larbre Competition	4:06.698	4:06.886	(46)	
48	50 J.Canal	38.843	57 N.Jonsson	1:34.929	76 R.Narac	1:53.635	48	76 Imsa Performance Matmut	4:06.702	4:08.179	(48)	
49	63 H.Felbermayr Jr.	38.883	63 H.Felbermayr Jr.	1:35.099	44 P.Hoazebrouck	1:53.937	49	63 Proton Competition	4:08.399	4:08.728	(49)	
50	65 J.Hirschi	39.006	61 M.Cioci	1:35.697	61 M.Cioci	1:54.175	50	65 Lotus Jetalliance	4:08.783	4:09.404	(51)	
51	61 M.Cioci	39.038	65 J.Mowlen	1:36.149	63 H.Felbermayr Jr.	1:54.417	51	61 AF Corse Srl	4:08.910	4:08.910	(50)	
52	68 D.Murry	39.491	83 N.Marroc	1:36.957	68 D.Murry	1:56.267	52	68 Robertson Racing LLC	4:13.085	4:13.085	(52)	



24 HEURES DU MANS 2011



24 HEURES DU MANS

ILMC

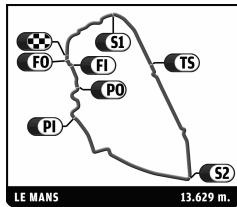
Free Practice

Best Sector Times

Pos	SECTOR 1		SECTOR 2		SECTOR 3		Pos	Team	Ideal Lap	Best Lap
	Driver	Time	Driver	Time	Driver	Time				
53	62 P.Ehret	39.781	62 P.Ehret	1:37.276	62 P.Ehret	1:56.285	53	62 CRS Racing	4'13.342	4:13.752 (53)
54	83 N.Marroc	40.232	68 D.Murry	1:37.327	83 N.Marroc	1:56.507	54	83 JMB Racing	4'13.696	4:13.986 (54)
55	64 M.Rich	40.253	64 M.Rich	1:38.164	64 M.Rich	1:58.361	55	64 Lotus Jetalliance	4'16.778	4:17.334 (55)



24 HEURES DU MANS 2011



24 HEURES DU MANS

ILMC

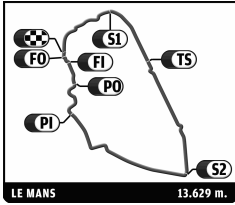
Free Practice

Best Specific Sectors

Pos	T6			T7			PORSCHE			FORD			T6+ T7		
	Driver	Time	Kph	Driver	Time	Kph	Driver	Time	Kph	Driver	Time	Kph	Driver	Time	Kph
1	9 S. Bourdais	3.232	172,4	8 S. Sarrazin	3.737	235,2	1 T. Bernhard	15.953	254,5	9 S. Bourdais	5.583	166,7	9 P.Lamy	6.980	205,8
2	1 T. Bernhard	3.237	172,2	9 S. Bourdais	3.738	235,2	3 A. McNish	15.963	254,3	3 A. McNish	5.632	165,3	1 T. Bernhard	7.002	205,1
3	2 M. Fassler	3.252	171,4	7 A. Wurz	3.746	234,7	2 M. Fassler	16.208	250,5	10 N. Lapierre	5.640	165,0	7 M.Gene	7.009	204,9
4	7 A. Wurz	3.252	171,4	1 T. Bernhard	3.765	233,5	10 N. Lapierre	16.402	247,5	2 M. Fassler	5.734	162,3	8 S.Sarrazin	7.026	204,4
5	8 S. Sarrazin	3.272	170,3	3 A. McNish	3.777	232,8	8 S. Sarrazin	16.461	246,6	7 A. Wurz	5.763	161,5	2 M.Fassler	7.042	204,0
6	10 N. Lapierre	3.280	169,9	2 M. Fassler	3.786	232,2	7 A. Wurz	16.625	244,2	1 T. Bernhard	5.798	160,5	3 A.McNish	7.082	202,8
7	3 A. McNish	3.296	169,1	10 N. Lapierre	3.803	231,2	9 S. Bourdais	16.814	241,5	13 G. Smith	5.816	160,0	10 L.Duval	7.094	202,5
8	42 D. Watts	3.317	168,0	12 N. Prost	3.899	225,5	15 P. Ragues	16.973	239,2	8 S. Sarrazin	5.830	159,7	12 N.Prost	7.226	198,8
9	12 N. Prost	3.321	167,8	16 E. Collard	3.901	225,4	16 E. Collard	17.133	237,0	007 S. Mucke	5.838	159,4	13 G.Smith	7.245	198,3
10	13 G. Smith	3.342	166,8	13 G. Smith	3.903	225,2	12 N. Prost	17.250	235,4	12 N. Prost	5.860	158,8	16 E.Collard	7.278	197,4
11	16 E. Collard	3.377	165,0	22 V. Ickx	3.925	224,0	007 S. Mucke	17.340	234,1	42 D. Watts	5.874	158,5	22 V.Ickx	7.309	196,5
12	20 W. Hughes	3.382	164,8	15 P. Ragues	3.955	222,3	13 G. Smith	17.391	233,5	48 A. Premat	5.917	157,3	20 O.Pla	7.341	195,7
13	22 V. Ickx	3.384	164,7	20 W. Hughes	3.956	222,2	26 S. Ayari	17.405	233,3	15 P. Ragues	5.943	156,6	15 P.Ragues	7.355	195,3
14	007 S. Mucke	3.391	164,3	24 R. Hein	3.970	221,4	42 D. Watts	17.549	231,3	16 E. Collard	6.015	154,7	42 D.Watts	7.402	194,1
15	15 P. Ragues	3.400	163,9	007 S. Mucke	4.050	217,1	48 A. Premat	17.885	227,0	26 S. Ayari	6.050	153,8	007 S.Mucke	7.441	193,0
16	26 S. Ayari	3.439	162,0	48 A. Premat	4.064	216,3	41 T. Kimber-Smith	17.916	226,6	009 A. Meyrick	6.060	153,6	24 R.Hein	7.445	192,9
17	40 M. Frey	3.449	161,6	26 S. Ayari	4.073	215,8	009 A. Meyrick	18.166	223,5	49 S. Nakano	6.087	152,9	26 S.Ayari	7.516	191,1
18	39 P. Kaffer	3.454	161,3	40 M. Frey	4.077	215,6	49 S. Nakano	18.180	223,3	39 P. Kaffer	6.096	152,7	40 M.Frey	7.526	190,9
19	24 R. Hein	3.475	160,4	42 D. Watts	4.085	215,2	39 P. Kaffer	18.238	222,6	59 J. Melo	6.116	152,2	48 A.Premat	7.552	190,2
20	49 S. Nakano	3.482	160,0	41 T. Kimber-Smith	4.086	215,2	22 V. Ickx	18.401	220,6	51 T. Vilander	6.125	152,0	39 P.Kaffer	7.585	189,4
21	48 A. Premat	3.484	160,0	5 J. Lammers	4.104	214,2	36 T. Erdos	18.420	220,4	55 A. Farfus	6.142	151,5	35 F.Da Rocha	7.595	189,1
22	35 F. Da Rocha	3.490	159,7	35 F. Da Rocha	4.105	214,2	40 M. Frey	18.517	219,3	41 T. Kimber-Smith	6.158	151,1	49 S.Nakano	7.596	189,1
23	41 T. Kimber-Smith	3.501	159,2	009 A. Meyrick	4.110	213,9	24 R. Hein	18.616	218,1	20 W. Hughes	6.168	150,9	41 T.Kimber-Smith	7.599	189,0
24	36 T. Erdos	3.503	159,1	49 S. Nakano	4.114	213,7	20 W. Hughes	18.638	217,8	24 R. Hein	6.172	150,8	009 A.Meyrick	7.655	187,6
25	5 J. Lammers	3.531	157,8	39 P. Kaffer	4.115	213,6	5 J. Lammers	18.941	214,3	40 M. Frey	6.174	150,8	36 T.Erdos	7.671	187,3
26	009 A. Meyrick	3.543	157,3	36 T. Erdos	4.168	210,9	35 F. Da Rocha	20.086	202,1	36 T. Erdos	6.189	150,4	5 J.Lammers	7.681	187,0
27	59 J. Melo	3.585	155,4	44 P. Haezebrouck	4.314	203,8	59 J. Melo	20.198	201,0	75 M. Goossens	6.194	150,3	55 A.Farfus	7.932	181,1
28	51 T. Vilander	3.595	155,0	55 A. Farfus	4.335	202,8	51 T. Vilander	20.371	199,3	73 O. Beretta	6.200	150,1	79 S.Hancock	7.958	180,5
29	55 A. Farfus	3.596	155,0	79 S. Hancock	4.339	202,6	77 M. Lieb	20.557	197,5	89 A. Simonsen	6.232	149,4	59 J.Melo	7.960	180,5
30	79 S. Hancock	3.619	154,0	73 O. Beretta	4.362	201,5	74 O. Gavin	20.578	197,3	56 A. Priaux	6.260	148,7	51 T.Vilander	7.982	180,0
31	56 A. Priaux	3.638	153,2	56 A. Priaux	4.363	201,5	56 A. Priaux	20.611	197,0	66 R. Bell	6.271	148,4	56 A.Priaux	8.012	179,3
32	66 R. Bell	3.647	152,8	59 J. Melo	4.375	200,9	75 M. Goossens	20.652	196,6	77 M. Lieb	6.346	146,7	80 J.Bergmeister	8.027	178,9
33	80 L. Luhr	3.652	152,6	80 L. Luhr	4.375	200,9	55 A. Farfus	20.708	196,1	35 F. Da Rocha	6.371	146,1	60 F.Giroix	8.055	178,3
34	89 A. Simonsen	3.658	152,3	60 F. Giroix	4.378	200,8	89 A. Simonsen	20.760	195,6	22 V. Ickx	6.372	146,1	66 R.Bell	8.060	178,2
35	60 F. Giroix	3.672	151,8	75 M. Goossens	4.381	200,7	79 S. Hancock	20.813	195,1	5 J. Lammers	6.374	146,0	89 A.Simonsen	8.071	178,0
36	75 M. Goossens	3.696	150,8	74 O. Gavin	4.385	200,5	73 O. Beretta	20.816	195,0	73 O. Beretta	6.411	145,2	73 O.Beretta	8.082	177,7
37	77 M. Lieb	3.703	150,5	51 T. Vilander	4.387	200,4	80 L. Luhr	20.946	193,8	80 L. Luhr	6.423	144,9	75 J.Van Lagen	8.088	177,6
38	73 O. Beretta	3.705	150,4	77 M. Lieb	4.391	200,2	66 R. Bell	20.968	193,6	74 O. Gavin	6.455	144,2	77 M.Lieb	8.097	177,4
39	74 O. Gavin	3.716	150,0	66 R. Bell	4.401	199,8	65 J. Mowlen	21.039	193,0	88 B. Miller	6.560	141,9	74 O.Gavin	8.109	177,1
40	88 B. Miller	3.728	149,5	88 B. Miller	4.413	199,2	71 R. Aguas	21.163	191,8	65 J. Mowlen	6.578	141,5	88 B.Miller	8.141	176,4
41	57 T. Krohn	3.738	149,1	89 A. Simonsen	4.413	199,2	88 B. Miller	21.178	191,7	71 R. Aguas	6.587	141,3	44 P.Haezebrouck	8.162	176,0
42	58 A. Beltoise	3.746	148,8	50 G. Gardel	4.416	199,1	60 F. Giroix	21.223	191,3	58 A. Beltoise	6.599	141,0	57 N.Jonsson	8.163	176,0
43	70 J. Belloc	3.748	148,7	58 A. Beltoise	4.418	199,0	76 N. Armindo	21.472	189,1	57 T. Krohn	6.660	139,8	58 A.Beltoise	8.164	175,9
44	68 D. Robertson	3.757	148,3	70 J. Belloc	4.420	198,9	57 T. Krohn	21.573	188,2	70 J. Belloc	6.667	139,6	70 J.Belloc	8.168	175,9
45	50 G. Gardel	3.760	148,2	57 T. Krohn	4.425	198,7	81 D. Law	21.578	188,2	76 N. Armindo	6.673	139,5	50 G.Gardel	8.190	175,4
46	44 P. Haezebrouck	3.786	147,2	81 D. Law	4.457	197,2	58 A. Beltoise	21.611	187,9	60 F. Giroix	6.677	139,4	68 D.Murry	8.232	174,5
47	65 J. Mowlen	3.795	146,8	76 N. Armindo	4.473	196,5	70 J. Belloc	21.756	186,6	61 M. Cioci	6.695	139,0	81 D.Law	8.257	174,0
48	61 M. Cioci	3.797	146,8	68 D. Robertson	4.475	196,5	61 M. Cioci	21.875	185,6	81 D. Law	6.737	138,2	61 M.Cioci	8.276	173,6
49	81 D. Law	3.800	146,7	61 M. Cioci	4.479	196,3	63 H. Felbermayr	21.968	184,8	50 G. Gardel	6.765	137,6	76 N.Armindo	8.309	172,9
50	76 N. Armindo	3.817	146,0	71 R. Aguas	4.479	196,3	62 R. Wills	21.974	184,8	63 H. Felbermayr	7.007	132,8	71 R.Aguas	8.322	172,6
51	71 R. Aguas	3.841	145,1	63 H. Felbermayr	4.483	196,1	50 G. Gardel	21.976	184,7	68 D. Robertson	7.097	131,2	65 J.Rossiter	8.328	172,5
52	63 H. Felbermayr	3.869	144,0	83 N. Marroc	4.498	195,4	68 A. Robertson	22.077	183,9	83 N. Marroc	7.115	130,8	63 C.Ried	8.352	172,0
53	62 R. Wills	3.897	143,0	65 J. Mowlen	4.515	194,7	44 P. Haezebrouck	22.226	182,7	62 R. Wills	7.228	128,8	83 N.Marroc	8.403	170,9
54	83 N. Marroc	3.905	142,7	62 R. Wills	4.556	193,0	83 N. Marroc	22.418	181,1	44 P. Haezebrouck	7.329	127,0	62 P.Ehret	8.453	169,9
55	64 M. Rich	3.984	139,9	64 M. Rich	4.571	192,3	64 M. Rich	23.035	176,3	64 M. Rich	7.420	125,4	64 M.Rich	8.555	167,9
56							33 S. Tucker	25.942	156,5						



24 HEURES DU MANS 2011



24 HEURES DU MANS

ILMC

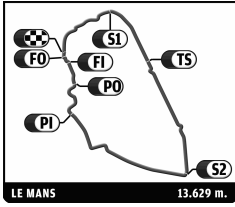
Free Practice

Best Top Speeds

Team	Car	Class	Top Speed Driver	Top 1		Top 2		Top 3		Top 4		Top 5		Avg
				Kph	Lap	Kph	Lap	Kph	Lap	Kph	Lap	Kph	Lap	
9 Team Peugeot Total	Peugeot 908	LM P1	S. Bourdais	338.6	48	337.5	54	337.5	52	336.4	49	335.4	20	337,1
7 Peugeot Sport Total	Peugeot 908	LM P1	M. Gene	337.5	9	334.4	4	333.3	37	330.3	36	329.3	39	333,0
8 Peugeot Sport Total	Peugeot 908	LM P1	N. Minassian	336.4	8	335.4	20	334.4	19	334.4	48	334.4	25	335,0
2 Audi Sport Team Joest	Audi R18 TDI	LM P1	A. Lotterer	333.3	42	331.3	48	331.3	11	330.3	39	327.3	29	330,7
3 Audi Sport North America	Audi R18 TDI	LM P1	A. McNish	331.3	4	329.3	21	328.3	35	327.3	44	327.3	30	328,7
1 Audi Sport Team Joest	Audi R18 TDI	LM P1	T. Bernhard	329.3	23	329.3	43	328.3	18	328.3	40	327.3	19	328,5
16 Pescarolo Team	Pescarolo Judd	LM P1	J. Jousse	326.3	33	324.3	42	324.3	14	323.4	19	323.4	36	324,3
10 Team Oreca Matmut	Peugeot 908 HDI-FAP	LM P1	N. Lapierre	320.5	53	318.6	51	317.6	14	317.6	13	317.6	41	318,4
15 Oak Racing	Oak Pescarolo-Judd	LM P1	P. Ragues	315.8	16	314.0	10	313.0	24	313.0	42	313.0	4	313,8
12 Rebellion Racing	Lola B 10/60 Coupe-Toyota	LM P1	J. Bleekemolen	314.9	42	314.9	31	314.0	19	313.0	32	313.0	17	314,0
20 Quifel-Asm Team	Zytek 09 SC	LM P1	W. Hughes	314.0	38	311.2	31	310.3	25	309.5	36	309.5	24	310,9
13 Rebellion Racing	Lola B 10/60 Coupe-Toyota	LM P1	J. Boullion	314.0	38	314.0	37	314.0	14	313.0	20	313.0	3	313,6
24 Oak Racing	Oak Pescarolo-Judd	LM P1	R. Hein	313.0	35	312.1	28	312.1	37	311.2	23	311.2	43	311,9
22 Kronos Racing	Lola Aston Martin	LM P1	M. Martin	307.7	22	307.7	30	306.8	12	306.8	5	305.9	23	307,0
35 Oak Racing	Oak Pescarolo-Judd Bmw	LM P2	P. Lafargue	305.1	41	304.2	29	302.5	43	302.5	15	302.5	16	303,4
5 Hope Racing	Oreca Swiss Hy Tech-Hybrid	LM P1	S. Zaccchia	302.5	37	300.0	16	299.2	41	299.2	17	299.2	36	300,0
49 Oak Racing	Oak Pescarolo-Bmw	LM P2	J. Charouz	300.8	30	300.8	37	300.0	8	299.2	29	299.2	33	300,0
42 Strakka Racing	Honda Performance Development Av01 D	LM P2	N. Leventis	300.0	19	296.7	44	296.7	29	296.7	28	296.7	38	297,4
48 Team Oreca Matmut	Oreca 03-Nissan	LM P2	D. Hallyday	300.0	16	300.0	12	299.2	6	299.2	29	299.2	30	299,5
26 Signatech Nissan	Oreca 03-Nissan	LM P2	L. Ordoñez	299.2	45	298.3	10	297.5	13	297.5	12	297.5	43	298,0
39 Pecom Racing	Lola B11/40-Judd Bmw	LM P2	M. Russo	299.2	37	296.7	10	295.9	34	295.1	12	294.3	14	296,2
40 Race Performance	Oreca 03-Judd Bmw	LM P2	M. Frey	298.3	28	296.7	17	295.9	4	295.1	27	295.1	5	296,2
41 Greaves Motorsport	Zytek Nissan	LM P2	K. Ojeh	296.7	35	295.9	18	295.1	20	295.1	21	294.3	13	295,4
36 RML	Honda Performance Development Av01 D	LM P2	B. Collins	295.9	35	295.1	36	294.3	37	294.3	12	293.5	34	294,6
56 Bmw Motorsport	Bmw M3 GT	LM GTE Pro	A. Priaulx	292.7	40	291.1	42	288.8	38	288.8	41	287.2	43	289,7
74 Corvette Racing	Chevrolet Corvette C6 ZR1	LM GTE Pro	R. Westbrook	291.1	31	288.8	22	288.8	14	288.0	18	288.0	17	288,9
77 Team Felbermayr-Proton	Porsche 911 RSR (997)	LM GTE Pro	R. Lietz	290.3	25	288.8	38	288.0	33	287.2	21	287.2	14	288,3
55 Bmw Motorsport	Bmw M3 GT	LM GTE Pro	A. Farfus	289.5	39	288.8	38	288.0	41	288.0	43	288.0	35	288,5
007 Aston Martin Racing	Aston Martin Amr-One	LM P1	S. Mucke	288.8	27	288.8	28	288.8	25	288.0	9	288.0	6	288,5
75 Prospeed Competition	Porsche 911 RSR (997)	LM GTE Pro	M. Holzer	288.0	25	287.2	39	286.5	17	286.5	36	286.5	26	286,9
81 Flying Lizard Motorsports	Porsche 911 RSR (997)	LM GTE Am	D. Law	288.0	14	287.2	10	286.5	13	285.7	35	285.7	42	286,6
73 Corvette Racing	Chevrolet Corvette C6 ZR1	LM GTE Pro	T. Milner	288.0	21	288.0	17	288.0	9	287.2	37	287.2	35	287,7
76 Imsa Performance Matmut	Porsche 911 RSR (997)	LM GTE Pro	N. Armindo	288.0	8	286.5	5	285.7	4	285.7	9	284.2	7	286,0
009 Aston Martin Racing	Aston Martin Amr-One	LM P1	A. Meyrick	287.2	9	287.2	8	286.5	7	287.2	10	287.0	6	285,1
70 Larbre Competition	Porsche 911 RSR (997)	LM GTE Am	J. Belloc	287.2	30	287.2	19	286.5	9	286.5	40	286.5	37	286,8
88 Team Felbermayr-Proton	Porsche 911 RSR (997)	LM GTE Pro	N. Tandy	287.2	40	286.5	2	286.5	36	286.5	24	285.7	12	286,5
80 Flying Lizard Motorsports	Porsche 911 RSR (997)	LM GTE Pro	J. Bergmeister	286.5	9	286.5	26	285.0	17	285.0	18	285.0	8	285,6
63 Proton Competition	Porsche 911 RSR (997)	LM GTE Am	H. Felbermayr Jr.	285.7	10	284.2	9	283.5	15	283.5	14	282.7	16	283,9
44 Extreme Limite Am Paris	Norma M200P-Judd Bmw	LM P2	P. Haezebrouck	285.7	5	284.2	6	282.7	9	282.0	4	278.4	2	282,6
89 Hankook-Team Farnbacher	Ferrari 458 Italia	LM GTE Pro	A. Simonsen	285.7	4	285.0	13	285.0	19	284.2	38	283.5	8	284,7
57 Krohn Racing	Ferrari F430	LM GTE Am	N. Jonsson	285.0	14	283.5	25	283.5	23	283.5	22	282.7	21	283,6
51 AF Corse Srl	Ferrari 458 Italia	LM GTE Pro	T. Vilander	284.2	11	283.5	19	282.0	43	281.2	17	281.2	16	282,4
59 Luxury Racing	Ferrari 458 Italia	LM GTE Pro	S. Ortelli	283.5	33	282.7	35	282.7	34	282.0	9	282.0	8	282,6
58 Luxury Racing	Ferrari 458 Italia	LM GTE Pro	P. Thiriet	283.5	20	283.5	21	282.7	16	282.7	27	282.7	34	283,0
50 Larbre Competition	Chevrolet Corvette C6 ZR1	LM GTE Am	G. Gardel	282.7	6	282.0	25	282.0	30	282.0	28	280.5	27	281,8
71 AF Corse	Ferrari 458 Italia	LM GTE Pro	R. Aguas	282.7	27	282.7	5	282.0	28	282.0	22	281.2	14	282,1
83 JMB Racing	Ferrari F430	LM GTE Am	N. Marroc	282.7	4	280.5	9	280.5	3	275.5	8	270.7	6	278,0
66 JMW Motorsport	Ferrari 458 Italia	LM GTE Pro	T. Sugden	282.0	30	282.0	37	282.0	21	281.2	36	281.2	5	281,7
65 Lotus Jetalliance	Lotus Evora	LM GTE Pro	J. Mowlan	281.2	6	280.5	16	279.8	15	279.1	9	277.6	13	279,6
61 AF Corse Srl	Ferrari F430	LM GTE Am	S. Breslin	279.8	21	279.1	18	279.1	11	278.4	9	278.4	24	279,0
64 Lotus Jetalliance	Lotus Evora	LM GTE Pro	M. Rich	279.8	4	278.4	22	278.4	35	276.9	34	276.9	25	278,1



24 HEURES DU MANS 2011



24 HEURES DU MANS

ILMC

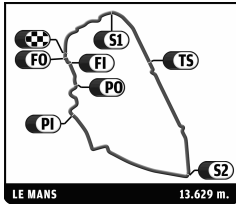
Free Practice

Best Top Speeds

Team	Car	Class	Top Speed Driver	Top 1		Top 2		Top 3		Top 4		Top 5		Avg
				Kph	Lap	Kph	Lap	Kph	Lap	Kph	Lap	Kph	Lap	
62 CRS Racing	Ferrari F430	LM GTE Am	P. Ehret	279.1	11	277.6	10	277.6	9	272.0	5	267.3	7	274,7
60 Gulf AMR Middle East	Aston Martin Vantage	LM GTE Am	F. Giroix	279.1	32	279.1	27	279.1	31	278.4	19	278.4	3	278,8
79 Jota	Aston Martin Vantage	LM GTE Pro	C. Buncombe	278.4	40	278.4	38	278.4	5	277.6	36	277.6	31	278,1
68 Robertson Racing LLC	Ford GT-Doran	LM GTE Am	D. Murry	276.9	4	275.5	8	274.8	10	274.1	9	272.0	3	274,7
33 Level 5 Motorsports	<small>Lola Coupe-Honda Performance Development</small>	LM P2	S. Tucker	256.5	1									256,5



24 HEURES DU MANS 2011



24 HEURES DU MANS

ILMC

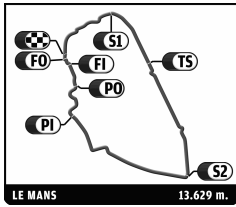
Free Practice

Fastest Lap Sequence

Practice Time	Team	Car	Class	Driver	Time	Kph	Lap
8:05.111	2 Audi Sport Team Joest	Audi R18 TDI	LM P1	Marcel Fassler	3:46.187	216.9	2
8:23.169	10 Team Oreca Matmut	Peugeot 908 HDI-FAP	LM P1	Loic Duval	3:43.220	219.8	2
9:36.701	1 Audi Sport Team Joest	Audi R18 TDI	LM P1	Timo Bernhard	3:41.102	221.9	2
10:37.031	7 Peugeot Sport Total	Peugeot 908	LM P1	Marc Gene	3:39.297	223.7	2
10:59.982	8 Peugeot Sport Total	Peugeot 908	LM P1	Stephane Sarrazin	3:38.207	224.9	2
14:14.765	7 Peugeot Sport Total	Peugeot 908	LM P1	Marc Gene	3:37.734	225.3	3
14:37.262	8 Peugeot Sport Total	Peugeot 908	LM P1	Stephane Sarrazin	3:37.280	225.8	3
16:51.397	1 Audi Sport Team Joest	Audi R18 TDI	LM P1	Timo Bernhard	3:35.762	227.4	4
17:48.965	7 Peugeot Sport Total	Peugeot 908	LM P1	Marc Gene	3:34.200	229.1	4
32:59.796	10 Team Oreca Matmut	Peugeot 908 HDI-FAP	LM P1	Loic Duval	3:33.473	229.8	8
35:50.768	7 Peugeot Sport Total	Peugeot 908	LM P1	Marc Gene	3:32.888	230.5	7
40:07.225	10 Team Oreca Matmut	Peugeot 908 HDI-FAP	LM P1	Loic Duval	3:32.708	230.7	10
50:47.982	10 Team Oreca Matmut	Peugeot 908 HDI-FAP	LM P1	Loic Duval	3:30.096	233.5	13
1:33:36.933	9 Team Peugeot Total	Peugeot 908	LM P1	Simon Pagenaud	3:29.558	234.1	10
1:40:07.084	8 Peugeot Sport Total	Peugeot 908	LM P1	Nicolas Minassian	3:29.089	234.7	16
2:51:26.454	7 Peugeot Sport Total	Peugeot 908	LM P1	Anthony Davidson	3:28.692	235.1	30
3:27:01.913	2 Audi Sport Team Joest	Audi R18 TDI	LM P1	André Lotterer	3:28.296	235.6	10
3:58:23.765	1 Audi Sport Team Joest	Audi R18 TDI	LM P1	Mike Rockenfeller	3:27.986	235.9	15



24 HEURES DU MANS 2011



24 HEURES DU MANS

ILMC
Free Practice

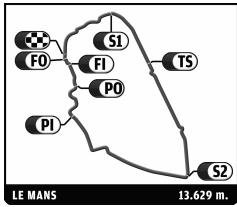
Sector Analysis

■ Personal Best ■ Session Best B Crossing the finish line in pit lane

Lap	D	Time	Sector 1	Sector 2	Sector 3	T6	T7	Porsche	Ford	T. Spd	Hour	Elapsed
1 Audi Sport Team Joest Timo Bernhard Mike Rockenfeller Audi R18 TDI Romain Dumas LM P1												
1	1	5:55.599	2:36.940	1:30.867	1:47.792	3.534		21.663	7.028	237.4	16:05	5:55.599
2	1	3:41.102	35.546	1:24.703	1:40.853	3.459	3.878	18.581	6.415	316.7	16:09	9:36.701
3	1	3:38.934	34.864	1:23.272	1:40.798	3.433	3.840	17.743	6.659	316.7	16:13	13:15.635
4	1	3:35.762	34.248	1:23.117	1:38.397	3.475	3.832	17.832	6.306	325.3	16:16	16:51.397
5	1	3:46.285 B	34.665	1:22.529	1:49.091		3.838	18.700		324.3	16:20	20:37.682
6	2	8:26.754	5:12.620	1:28.961	1:45.173	3.475		18.974	7.168	268.7	16:29	29:04.436
7	2	3:37.072	34.584	1:23.536	1:38.952	3.506	3.847	17.741	6.243	321.4	16:32	32:41.508
8	2	3:35.274	33.723	1:23.009	1:38.542	3.386	3.855	17.954	6.149	323.4	16:36	36:16.782
9	2	3:33.272	33.356	1:22.244	1:37.672	3.438	3.813	17.845	6.100	318.6	16:39	39:50.054
10	2	3:43.707 B	33.480	1:21.813	1:48.414		3.830	20.136		324.3	16:43	43:33.761
11	2	10:25.463	7:18.661	1:25.802	1:41.000	3.351		18.563	6.719	320.5	16:53	53:59.224
12	2	3:34.761	33.950	1:22.990	1:37.821	3.360	3.831	17.654	6.043	323.4	16:57	57:33.985
13	2	3:36.760	36.642	1:22.686	1:37.432	3.380	3.816	17.494	6.019	324.3	17:01	1:01:10.745
14	2	3:43.233 B	33.691	1:21.671	1:47.871		3.819	18.115		327.3	17:04	1:04:53.978
15	3	19:16.133	...	1:24.792	1:44.366	3.345		18.469	6.303	315.8	17:24	1:24:10.111
16	3	3:40.186	35.625	1:23.216	1:41.345	3.385	3.829	18.720	6.205	323.4	17:27	1:27:50.297
17	3	3:36.225	35.161	1:23.281	1:37.783	3.311	3.827	17.733	6.015	323.4	17:31	1:31:26.522
18	3	3:35.743	33.958	1:22.445	1:39.340	3.379	3.812	17.931	6.331	328.3	17:35	1:35:02.265
19	3	3:48.744 B	33.415	1:21.320	1:54.009		3.824	21.339		327.3	17:38	1:38:51.009
20	1	12:09.402	9:02.373	1:26.930	1:40.099	3.423		17.627	6.766	269.3	17:51	1:51:00.411
21	1	3:34.117	33.987	1:22.418	1:37.712	3.339	3.838	17.080	6.018	316.7	17:54	1:54:34.528
22	1	3:32.674	33.072	1:21.271	1:38.331	3.458	3.813	17.871	6.435	319.5	17:58	1:58:07.202
23	1	3:39.115 B	33.292	1:21.709	1:44.114		3.844	16.914		329.3	18:01	2:01:46.317
24	1	10:25.037	7:22.636	1:23.386	1:39.015	3.451		17.774	6.014	322.4	18:12	2:12:11.354
25	1	3:33.960	34.658	1:21.213	1:38.089	3.390	3.832	16.857	6.678	325.3	18:15	2:15:45.314
26	1	3:30.374	33.375	1:21.277	1:35.722	3.390	3.818	16.628	5.833	326.3	18:19	2:19:15.688
27	1	3:41.647 B	33.366	1:21.403	1:46.878		3.818	17.701		326.3	18:22	2:22:57.335
28	1	10:03.375	7:01.666	1:23.482	1:38.227	3.719		17.227	6.497	319.5	18:33	2:33:00.710
29	1	3:35.002	35.208	1:21.627	1:38.167	3.358	3.900	17.881	6.624	323.4	18:36	2:36:35.712
30	1	3:30.929	33.183	1:20.962	1:36.784	3.287	3.809	16.855	5.959	324.3	18:40	2:40:06.641
31	1	3:39.280 B	33.781	1:21.031	1:44.468		3.780	16.643		325.3	18:43	2:43:45.921
32	2	5:57.849	2:56.568	1:23.318	1:37.963	3.385		17.462	6.311	318.6	18:49	2:49:43.770
33	2	3:31.353	33.749	1:21.457	1:36.147	3.373	3.809	16.891	5.912	317.6	18:53	2:53:15.123
34	2	3:31.461	33.199	1:21.830	1:36.432	3.406	3.805	16.816	5.998	324.3	18:56	2:56:46.584
35	2	3:32.350	33.131	1:21.896	1:37.323	3.396	3.815	16.556	7.320	316.7	19:00	3:00:18.934
36	2	3:32.078	33.273	1:20.800	1:38.005	3.440	3.828	17.447	7.117	324.3	19:03	3:03:51.012
37	2	3:46.128	35.207	1:21.195	1:49.726	3.517	3.814	24.885	7.003	324.3	19:07	3:07:37.140
38	2	3:40.622 B	33.981	1:21.249	1:45.392		3.854	18.278		327.3	19:11	3:11:17.762
39	3	15:17.854	...	1:25.919	1:39.706	3.427		18.002	6.277	315.8	19:26	3:26:35.616
40	3	3:33.160	34.545	1:22.180	1:36.435	3.522	3.833	16.904	5.934	328.3	19:30	3:30:08.776
41	3	3:30.381	33.809	1:21.225	1:35.347	3.348	3.874	16.437	5.877	319.5	19:33	3:33:39.157
42	3	3:34.652	34.259	1:23.959	1:36.434	3.322	3.809	16.679	5.966	322.4	19:37	3:37:13.809
43	3	3:32.831	34.809	1:21.943	1:36.079	3.353	3.803	16.811	5.974	329.3	19:40	3:40:46.640
44	3	3:30.359	33.133	1:20.883	1:36.343	3.398	3.801	16.207	6.806	324.3	19:44	3:44:16.999
45	3	3:32.866	34.273	1:21.364	1:37.229	3.357	3.819	17.738	5.982	318.6	19:47	3:47:49.865
46	3	3:31.207	33.517	1:21.051	1:36.639	3.237	3.803	17.415	5.798	319.5	19:51	3:51:21.072
47	3	3:34.707	34.712	1:22.925	1:37.070	3.298	3.765	17.851	5.915	323.4	19:54	3:54:55.779
48	3	3:27.986	32.814	1:20.617	1:34.555	3.437	3.781	15.953	6.096	324.3	19:58	3:58:23.765
49	3	3:40.031 B	33.920	1:21.734	1:44.377		3.815	16.825		318.6	20:02	4:02:03.796
2 Audi Sport Team Joest Marcel Fassler Benoit Treluyer Audi R18 TDI André Lotterer LM P1												
1	1	4:18.924	58.091	1:33.297	1:47.536	3.749		21.007	7.092	279.1	16:04	4:18.924
2	1	3:46.187	36.123	1:25.737	1:44.327	3.594	3.965	21.132	6.516	321.4	16:08	8:05.111



24 HEURES DU MANS 2011



24 HEURES DU MANS

ILMC

Free Practice

Sector Analysis

■ Personal Best ■ Session Best ■ Crossing the finish line in pit lane

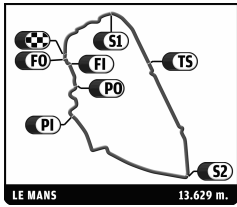
Lap	D	Time	Sector 1	Sector 2	Sector 3	T6	T7	Porsche	Ford	T. Spd	Hour	Elapsed
3	1	3:40.590	35.896	1:24.936	1:39.758	3.491	3.896	17.918	6.525	323.4	16:11	11:45.701
4	1	3:38.542	35.253	1:24.361	1:38.928	3.646	3.882	17.810	6.405	324.3	16:15	15:24.243
5	1	3:50.224 B	34.440	1:22.675	1:53.109		3.891	22.620		325.3	16:19	19:14.467
6	2	4:46.961	1:40.775	1:25.708	1:40.478	3.509		18.325	6.230	313.0	16:24	24:01.428
7	2	3:38.247	34.356	1:23.045	1:40.846	3.560	3.858	18.666	6.860	325.3	16:27	27:39.675
8	2	3:47.841 B	36.182	1:22.369	1:49.290		3.866	18.140		324.3	16:31	31:27.516
9	2	5:15.105	2:12.018	1:23.345	1:39.742	3.452		17.949	6.793	324.3	16:36	36:42.621
10	2	3:32.913	33.722	1:21.734	1:37.457	3.322	3.868	17.727	6.048	318.6	16:40	40:15.534
11	2	3:41.034 B	33.499	1:22.000	1:45.535		3.810	17.255		331.3	16:43	43:56.568
12	3	9:40.470	6:25.283	1:30.549	1:44.638	3.516		19.437	6.979	236.3	16:53	53:37.038
13	3	3:38.109	35.018	1:22.964	1:40.127	3.413	3.879	18.094	6.260	325.3	16:57	57:15.147
14	3	3:33.421	33.806	1:22.033	1:37.582	3.445	3.841	17.058	5.866	326.3	17:00	1:00:48.568
15	3	3:36.930	34.693	1:25.222	1:37.015	3.387	3.847	17.233	5.951	324.3	17:04	1:04:25.498
16	3	4:35.845 B	33.929	1:35.092	2:26.824		3.830	31.404		241.6	17:09	1:09:01.343
17	3	16:27.713	...	1:26.971	1:40.178	3.455		17.879	6.227	323.4	17:25	1:25:29.056
18	3	3:37.311	35.781	1:23.656	1:37.874	3.414	3.866	17.776	6.341	325.3	17:29	1:29:06.367
19	3	3:42.416 B	34.643	1:22.448	1:45.325		3.833	17.609		323.4	17:32	1:32:48.783
20	3	8:06.840 B	4:38.412	1:30.426	1:58.002			21.812		248.3	17:40	1:40:55.623
21	3	10:43.257	7:30.148	1:30.032	1:43.077	3.392		19.702	6.981	220.4	17:51	1:51:38.880
22	3	3:32.691	33.740	1:21.803	1:37.148	3.381	3.835	17.223	5.823	326.3	17:55	1:55:11.571
23	3	3:39.144 B	33.298	1:21.172	1:44.674		3.838	17.642		324.3	17:58	1:58:50.715
24	3	7:21.857	4:21.084	1:23.185	1:37.588	3.384		17.351	6.062	321.4	18:06	2:06:12.572
25	3	3:30.803	33.222	1:21.356	1:36.225	3.673	3.841	16.631	6.331	325.3	18:09	2:09:43.375
26	3	3:41.457 B	33.764	1:22.832	1:44.861		3.909	17.588		318.6	18:13	2:13:24.832
27	1	4:38.531	1:35.114	1:24.751	1:38.666	3.412		17.768	6.247	320.5	18:18	2:18:03.363
28	1	3:35.929	35.849	1:23.382	1:36.698	3.513	3.840	16.854	6.068	322.4	18:21	2:21:39.292
29	1	3:35.513	34.686	1:23.708	1:37.119	3.394	3.864	17.075	6.191	327.3	18:25	2:25:14.805
30	1	3:47.822 B	33.920	1:22.306	1:51.596		3.822	18.518		324.3	18:29	2:29:02.627
31	1	10:31.262	7:27.054	1:25.250	1:38.958	3.379		17.370	5.967	293.5	18:39	2:39:33.889
32	1	3:34.712	33.442	1:22.548	1:38.722	3.418	3.837	18.902	5.867	324.3	18:43	2:43:08.601
33	1	3:31.697	33.255	1:21.617	1:36.825	3.399	3.853	17.448	5.812	323.4	18:46	2:46:40.298
34	1	3:48.610 B	36.558	1:24.434	1:47.618		3.842	20.291		282.7	18:50	2:50:28.908
35	1	8:56.174	5:53.308	1:24.173	1:38.693	3.382		18.279	5.913	314.9	18:59	2:59:25.082
36	1	3:32.016	33.420	1:21.844	1:36.752	3.400	3.820	17.023	5.982	324.3	19:02	3:02:57.098
37	1	3:41.347 B	33.262	1:21.852	1:46.233		3.835	19.599		323.4	19:06	3:06:38.445
38	2	9:50.609	6:50.081	1:23.097	1:37.431	3.252		16.872	6.010	323.4	19:16	3:16:29.054
39	2	3:31.173	33.829	1:21.842	1:35.502	3.256	3.807	16.523	5.839	330.3	19:20	3:20:00.227
40	2	3:33.390	33.973	1:21.687	1:37.730	3.308	3.786	18.966	5.795	325.3	19:23	3:23:33.617
41	2	3:28.296	32.905	1:20.403	1:34.988	3.303	3.797	16.208	5.794	326.3	19:27	3:27:01.913
42	2	3:41.197 B	33.276	1:22.777	1:45.144		3.804	17.977		333.3	19:30	3:30:43.110
43	2	8:16.596	5:16.122	1:22.095	1:38.379	3.314		18.372	5.994	321.4	19:38	3:38:59.706
44	2	3:38.703	34.822	1:23.468	1:40.413	3.452	3.816	19.282	6.072	318.6	19:42	3:42:38.409
45	2	3:33.303	33.724	1:21.864	1:37.715	3.362	3.853	18.059	5.945	324.3	19:46	3:46:11.712
46	2	3:32.558	33.143	1:21.378	1:38.037	3.282	3.826	17.736	6.022	325.3	19:49	3:49:44.270
47	2	3:31.756	33.119	1:21.001	1:37.636	3.322	3.801	18.043	5.924	325.3	19:53	3:53:16.026
48	2	3:29.380	33.066	1:21.445	1:34.869	3.260	3.808	16.325	5.734	331.3	19:56	3:56:45.406
49	2	3:29.905	32.914	1:20.516	1:36.475	3.417	3.786	16.254	6.209	325.3	20:00	4:00:15.311

3	Audi Sport North America											Audi R18 TDI
	Rinaldo Capello	Allan McNish										LM P1
	Tom Kristensen											

1	3	4:13.229 B	55.832	1:27.397	1:50.000			19.863		308.6	16:04	4:13.229
2	3	9:40.392	6:34.193	1:25.713	1:40.486	3.407		18.652	6.497	306.8	16:13	13:53.621
3	3	3:36.037	34.044	1:21.721	1:40.272	3.361	3.820	19.816	6.295	319.5	16:17	17:29.658
4	3	3:37.139	34.347	1:23.126	1:39.666	3.333	3.797	19.257	6.318	331.3	16:21	21:06.797
5	3	3:40.291 B	33.913	1:21.722	1:44.656		3.777	17.391		324.3	16:24	24:47.088
6	1	5:13.845	2:07.300	1:26.205	1:40.340	3.471		18.215	6.564	315.8	16:30	30:00.933
7	1	3:34.171	33.782	1:22.462	1:37.927	3.456	3.835	17.669	6.237	326.3	16:33	33:35.104



24 HEURES DU MANS 2011



24 HEURES DU MANS

ILMC

Free Practice

Sector Analysis

■ Personal Best ■ Session Best B Crossing the finish line in pit lane

Lap	D	Time	Sector 1	Sector 2	Sector 3	T6	T7	Porsche	Ford	T. Spd	Hour	Elapsed
8	1	3:33.216	33.583	1:22.481	1:37.152	3.353	3.844	17.566	6.121	324.3	16:37	37:08.320
9	1	3:45.964 B	33.329	1:21.441	1:51.194		3.796	20.183		321.4	16:40	40:54.284
10	2	16:36.262	...	1:28.992	1:46.633	3.646		19.175	8.702	257.1	16:57	57:30.546
11	2	3:35.313	35.210	1:22.334	1:37.769	3.381	3.901	17.366	6.050	323.4	17:01	1:01:05.859
12	2	3:38.099	33.375	1:21.954	1:42.770	3.386	3.817	17.836	6.866	325.3	17:04	1:04:43.958
13	2	4:24.237 B	35.983	1:25.813	2:22.441		3.822	29.028		322.4	17:09	1:09:08.195
14	2	20:19.387	...	1:28.194	1:42.458	3.418		20.794	6.370	291.9	17:29	1:29:27.582
15	2	3:32.938	33.969	1:22.622	1:36.347	3.381	3.838	16.965	5.871	324.3	17:33	1:33:00.520
16	2	3:34.176	35.067	1:22.190	1:36.919	3.386	3.828	17.522	5.932	323.4	17:36	1:36:34.696
17	2	3:30.355	33.013	1:20.926	1:36.416	3.415	3.830	16.535	6.276	323.4	17:40	1:40:05.051
18	2	3:45.782 B	36.009	1:23.278	1:46.495		3.834	18.260		322.4	17:43	1:43:50.833
19	2	8:47.755	5:38.631	1:23.947	1:45.177	3.359		21.340	6.503	306.8	17:52	1:52:38.588
20	2	3:44.112	37.571	1:24.988	1:41.553	3.372	3.824	18.872	6.532	285.7	17:56	1:56:22.700
21	2	3:32.940	33.260	1:22.588	1:37.092	3.354	3.828	17.104	5.894	329.3	17:59	1:59:55.640
22	2	3:39.863 B	33.140	1:22.045	1:44.678		3.813	17.196		323.4	18:03	2:03:35.503
23	1	4:51.830	1:48.824	1:23.281	1:39.725	3.371		18.217	6.408	295.9	18:08	2:08:27.333
24	1	3:35.648	33.742	1:21.935	1:39.971	3.606	3.817	18.266	6.501	320.5	18:12	2:12:02.981
25	1	3:35.892	34.405	1:21.755	1:39.732	3.420	3.895	18.738	6.345	322.4	18:15	2:15:38.873
26	1	3:31.548	33.556	1:21.427	1:36.565	3.323	3.861	17.425	6.091	317.6	18:19	2:19:10.421
27	1	3:43.939 B	34.180	1:23.147	1:46.612		3.829	19.540		308.6	18:22	2:22:54.360
28	1	9:29.203	6:25.673	1:22.997	1:40.533	3.392		19.067	6.233	295.1	18:32	2:32:23.563
29	1	3:34.297	34.629	1:22.695	1:36.973	3.396	3.827	17.517	5.984	324.3	18:35	2:35:57.860
30	1	3:31.021	33.563	1:21.044	1:36.414	3.421	3.839	17.131	5.983	327.3	18:39	2:39:28.881
31	1	3:40.696 B	34.124	1:21.604	1:44.968		3.827	18.229		324.3	18:43	2:43:09.577
32	1	8:39.247	5:38.702	1:22.779	1:37.766	3.347		17.389	6.517	305.1	18:51	2:51:48.824
33	1	3:33.926	33.643	1:21.482	1:38.801	3.403	3.806	17.618	6.129	325.3	18:55	2:55:22.750
34	1	3:33.525	34.257	1:22.080	1:37.188	3.334	3.818	17.457	6.105	316.7	18:58	2:58:56.275
35	1	3:39.950 B	33.156	1:21.010	1:45.784		3.797	19.422		328.3	19:02	3:02:36.225
36	3	4:40.920	1:40.105	1:22.926	1:37.889	3.334		17.661	6.119	316.7	19:07	3:07:17.145
37	3	3:35.839	34.053	1:22.318	1:39.468	3.334	3.791	19.343	6.125	323.4	19:10	3:10:52.984
38	3	3:37.232	34.858	1:21.933	1:40.441	3.367	3.794	19.218	6.547	320.5	19:14	3:14:30.216
39	3	3:48.199 B	35.292	1:22.452	1:50.455		3.800	18.197		323.4	19:18	3:18:18.415
40	3	10:16.714	7:15.648	1:24.148	1:36.918	3.333		16.841	6.187	276.2	19:28	3:28:35.129
41	3	3:29.830	33.432	1:20.853	1:35.545	3.310	3.801	16.312	5.917	325.3	19:32	3:32:04.959
42	3	3:32.263	34.678	1:21.885	1:35.700	3.300	3.787	16.530	5.830	319.5	19:35	3:35:37.222
43	3	3:28.854	32.927	1:20.857	1:35.070	3.345	3.782	16.379	5.778	324.3	19:39	3:39:06.076
44	3	3:41.810 B	33.010	1:22.302	1:46.498		3.798	19.242		327.3	19:42	3:42:47.886
45	3	7:18.250	4:20.155	1:22.328	1:35.767	3.296		16.500	5.815	326.3	19:50	3:50:06.136
46	3	3:30.295	33.083	1:20.507	1:36.705	3.315	3.805	16.244	5.874	323.4	19:53	3:53:36.431
47	3	3:34.820	32.912	1:21.157	1:40.751	3.331	3.803	19.908	6.757	326.3	19:57	3:57:11.251
48	3	3:28.721	32.953	1:21.368	1:34.400	3.314	3.804	15.963	5.632	319.5	20:00	4:00:39.972

5 Hope Racing
Steve Zacchia
Jan Lammers

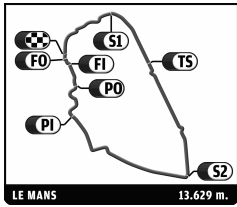
Casper Elgaard

Oreca Swiss Hy Tech-Hybrid
LM P1

1	2	6:15.367 B	1:50.934	2:02.991	2:21.442			26.107		184.9	16:06	6:15.367
2	2	10:42.338	7:14.344	1:34.649	1:53.345	3.930		21.928	7.301	278.4	16:16	16:57.705
3	2	4:02.939	39.440	1:33.264	1:50.235	3.662	4.263	20.612	6.995	285.0	16:21	21:00.644
4	2	4:13.144 B	38.849	1:33.095	2:01.200		4.157	20.772		285.0	16:25	25:13.788
5	3	6:37.367	3:05.887	1:36.561	1:54.919	3.764		22.219	7.182	256.5	16:31	31:51.155
6	3	4:11.531 B	38.025	1:32.688	2:00.818		4.234	21.319		282.7	16:36	36:02.686
7	1	6:09.954	2:43.702	1:34.179	1:52.073	3.868		21.077	7.136	281.2	16:42	42:12.640
8	1	4:07.948 B	38.042	1:31.788	1:58.118		4.267	20.501		285.0	16:46	46:20.588
9	2	6:12.012	2:47.901	1:32.385	1:51.726	3.722		22.295	7.033	285.7	16:52	52:32.600
10	2	3:59.100	37.860	1:31.681	1:49.559	3.697	4.241	20.201	7.318	286.5	16:56	56:31.700
11	2	3:56.562	36.909	1:31.805	1:47.848	3.558	4.171	20.033	6.520	290.3	17:00	1:00:28.262
12	2	3:56.621	36.517	1:31.608	1:48.496	3.636	4.131	19.732	6.692	284.2	17:04	1:04:24.883
13	2	4:40.395 B	36.565	1:36.107	2:27.723		4.167	30.426		241.6	17:09	1:09:05.278



24 HEURES DU MANS 2011



24 HEURES DU MANS

ILMC

Free Practice

Sector Analysis

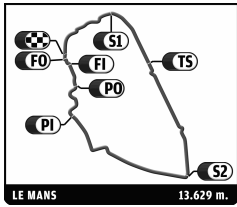
Lap	D	Time	Sector 1	Sector 2	Sector 3	T6	T7	Porsche	Ford	T. Spd	Hour	Elapsed
14	2	26:52.116	...	1:40.875	1:53.594	4.247		20.994	8.344	223.1	17:35	1:35:57.394
15	2	4:04.459	39.238	1:31.361	1:53.860	3.845	4.321	21.638	7.462	295.9	17:40	1:40:01.853
16	2	3:59.610	38.819	1:30.351	1:50.440	3.721	4.205	21.242	7.116	300.0	17:44	1:44:01.463
17	2	4:04.886	41.951	1:30.890	1:52.045	3.902	4.164	22.642	7.339	299.2	17:48	1:48:06.349
18	2	4:22.041 B	38.861	1:32.825	2:10.355		4.217	22.808		296.7	17:52	1:52:28.390
19	3	17:38.438	...	1:33.951	1:53.383	3.791		22.588	7.268	246.6	18:10	2:10:06.828
20	3	3:58.923	39.278	1:31.129	1:48.516	3.723	4.261	20.581	6.793	291.9	18:14	2:14:05.751
21	3	3:55.250	37.306	1:30.927	1:47.017	3.634	4.233	19.511	6.465	288.8	18:18	2:18:01.001
22	3	3:55.292	37.393	1:31.017	1:46.882	3.531	4.162	19.454	6.660	291.1	18:21	2:21:56.293
23	3	4:04.173 B	36.449	1:29.720	1:58.004		4.150	22.467		290.3	18:26	2:26:00.466
24	3	8:44.441	5:24.245	1:32.620	1:47.576	3.594		19.705	6.790	277.6	18:34	2:34:44.907
25	3	3:53.806	36.704	1:30.200	1:46.902	3.663	4.175	19.578	6.432	288.0	18:38	2:38:38.713
26	3	3:55.139	37.175	1:29.238	1:48.726	3.657	4.196	20.640	6.668	288.0	18:42	2:42:33.852
27	3	3:54.992	37.031	1:31.661	1:46.300	3.572	4.225	19.904	6.395	285.0	18:46	2:46:28.844
28	3	3:51.310	36.282	1:28.913	1:46.115	3.651	4.132	19.304	6.399	293.5	18:50	2:50:20.154
29	3	3:50.739	35.892	1:29.402	1:45.445	3.606	4.137	18.964	6.439	287.2	18:54	2:54:10.893
30	3	3:55.300	36.501	1:30.372	1:48.427	3.748	4.143	20.161	6.759	288.8	18:58	2:58:06.193
31	3	4:04.511 B	36.403	1:29.339	1:58.769		4.207	22.298		288.8	19:02	3:02:10.704
32	1	16:16.102	...	1:32.015	1:48.776	3.732		19.870	6.672	285.0	19:18	3:18:26.806
33	1	4:05.620 B	37.198	1:31.121	1:57.301		4.206	20.129		291.1	19:22	3:22:32.426
34	1	8:37.055	5:18.325	1:31.145	1:47.585	3.707		19.723	6.640	278.4	19:31	3:31:09.481
35	1	3:55.025	36.899	1:29.277	1:48.849	3.706	4.189	19.875	6.644	298.3	19:35	3:35:04.506
36	1	3:57.513	37.074	1:30.104	1:50.335	3.778	4.167	20.127	6.374	299.2	19:39	3:39:02.019
37	1	3:50.618	36.269	1:28.207	1:46.142	3.836	4.184	19.190	6.591	302.5	19:42	3:42:52.637
38	1	3:52.604	38.154	1:28.550	1:45.900	3.755	4.242	19.245	6.683	298.3	19:46	3:46:45.241
39	1	3:52.433	38.009	1:29.167	1:45.257	3.594	4.391	18.941	6.430	299.2	19:50	3:50:37.674
40	1	3:48.577	35.493	1:27.764	1:45.320	3.615	4.136	19.309	6.445	299.2	19:54	3:54:26.251
41	1	4:00.691 B	37.808	1:29.416	1:53.467		4.104	19.218		299.2	19:58	3:58:26.942

007	Aston Martin Racing			Aston Martin Amr-One
	Christian Klein	Darren Turner		LM P1
	Stephane Mucke			

1	2	28:40.665 B	...	1:38.775	2:01.213			21.708		262.1	16:28	28:40.665
2	2	14:55.055	...	1:33.415	1:49.061	3.588		20.378	6.813	281.2	16:43	43:35.720
3	2	3:53.435	36.936	1:30.781	1:45.718	3.547	4.157	19.332	6.414	284.2	16:47	47:29.155
4	2	3:48.653	35.481	1:29.195	1:43.977	3.504	4.138	18.749	6.167	286.5	16:51	51:17.808
5	2	3:46.942	35.051	1:28.498	1:43.393	3.485	4.091	18.223	6.070	287.2	16:55	55:04.750
6	2	3:58.482 B	34.847	1:29.558	1:54.077		4.122	20.507		288.0	16:59	59:03.232
7	1	27:42.744	...	1:34.825	1:50.227	3.662		19.493	7.663	278.4	17:26	1:26:45.976
8	1	3:53.157	37.448	1:31.046	1:44.663	3.529	4.182	18.236	6.303	282.7	17:30	1:30:39.133
9	1	4:04.160	35.387	1:30.539	1:58.234	3.526	4.130	22.115	6.268	288.0	17:34	1:34:43.293
10	1	3:52.810	35.225	1:28.867	1:48.718	3.463	4.128	22.317	6.188	285.7	17:38	1:38:36.103
11	1	3:50.372	35.157	1:28.061	1:47.154	3.683	4.109	19.802	7.374	284.2	17:42	1:42:26.475
12	1	4:11.782 B	39.272	1:31.263	2:01.247		4.146	22.049		264.1	17:46	1:46:38.257
13	3	14:31.449	...	1:34.132	1:49.237	3.605		20.461	6.728	279.1	18:01	2:01:09.706
14	3	3:51.515	36.644	1:30.592	1:44.279	3.480	4.184	18.392	6.124	281.2	18:05	2:05:01.221
15	3	3:47.760	35.311	1:29.467	1:42.982	3.408	4.121	17.823	6.045	282.7	18:08	2:08:48.981
16	3	3:48.379	36.362	1:29.339	1:42.678	3.422	4.087	17.561	6.031	283.5	18:12	2:12:37.360
17	3	4:02.475 B	37.227	1:30.715	1:54.533		4.074	20.040		285.0	18:16	2:16:39.835
18	3	16:04.223	...	1:30.774	1:43.690	3.431		17.726	6.104	277.6	18:32	2:32:44.058
19	3	3:48.911	36.595	1:29.510	1:42.806	3.428	4.116	17.372	5.934	282.0	18:36	2:36:32.969
20	3	3:46.299	35.188	1:28.974	1:42.137	3.422	4.120	17.340	5.949	282.0	18:40	2:40:19.268
21	3	3:48.036	36.148	1:29.771	1:42.117	3.435	4.097	17.484	6.066	283.5	18:44	2:44:07.304
22	3	3:56.712 B	35.024	1:29.159	1:52.529		4.098	19.349		282.7	18:48	2:48:04.016
23	3	15:29.354	...	1:30.786	1:44.621	3.420		18.412	6.043	287.2	19:03	3:03:33.370
24	3	3:47.272	35.851	1:28.904	1:42.517	3.391	4.057	18.387	5.838	286.5	19:07	3:07:20.642
25	3	3:54.750 B	35.304	1:27.959	1:51.487		4.050	19.300		288.8	19:11	3:11:15.392
26	2	8:00.209	4:45.007	1:30.067	1:45.135	3.606		19.177	6.434	287.2	19:19	3:19:15.601



24 HEURES DU MANS 2011



24 HEURES DU MANS

ILMC
Free Practice

Sector Analysis

■ Personal Best ■ Session Best B Crossing the finish line in pit lane

Lap	D	Time	Sector 1	Sector 2	Sector 3	T6	T7	Porsche	Ford	T. Spd	Hour	Elapsed
27	2	3:51.852	36.031	1:29.018	1:46.803	3.528	4.135	21.185	6.254	288.8	19:23	3:23:07.453
28	2	3:59.079 B	35.351	1:28.443	1:55.285		4.096	18.397		288.8	19:27	3:27:06.532
29	2	13:02.355 B	8:38.195	2:07.606	2:16.554			21.618		194.6	19:40	3:40:08.887

7

Peugeot Sport Total
Marc Gene
Alex Wurz

Anthony Davidson

Peugeot 908
LM P1

1	1	6:57.734	3:29.373	1:35.958	1:52.403	3.697		20.866	7.808	285.7	16:06	6:57.734
2	1	3:39.297	35.290	1:23.294	1:40.713	3.478	3.887	18.634	6.574	320.5	16:10	10:37.031
3	1	3:37.734	34.076	1:23.885	1:39.773	3.477	3.832	18.960	6.424	322.4	16:14	14:14.765
4	1	3:34.200	33.676	1:22.545	1:37.979	3.477	3.830	17.788	6.223	334.4	16:17	17:48.965
5	1	3:47.110 B	35.710	1:22.500	1:48.900		3.819	18.441		321.4	16:21	21:36.075
6	1	10:41.805	7:38.902	1:23.237	1:39.666	3.512		17.924	7.161	317.6	16:32	32:17.880
7	1	3:32.888	33.437	1:22.235	1:37.216	3.372	3.859	17.598	6.164	328.3	16:35	35:50.768
8	1	3:37.437	36.052	1:22.353	1:39.032	3.410	3.811	17.787	6.214	318.6	16:39	39:28.205
9	1	3:42.442 B	33.376	1:23.120	1:45.946		3.819	17.844		337.5	16:43	43:10.647
10	3	5:43.814	2:33.439	1:25.656	1:44.719	3.422		22.099	6.741	314.0	16:48	48:54.461
11	3	3:36.742	34.141	1:22.897	1:39.704	3.314	3.813	19.026	6.467	321.4	16:52	52:31.203
12	3	3:36.322	33.726	1:24.475	1:38.121	3.339	3.780	17.829	6.384	324.3	16:56	56:07.525
13	3	3:35.213	33.423	1:21.398	1:40.392	3.351	3.767	20.808	6.433	321.4	16:59	59:42.738
14	3	3:36.848	34.693	1:22.237	1:39.918	3.342	3.764	19.127	6.086	328.3	17:03	1:03:19.586
15	3	4:17.834 B	33.525	1:21.759	2:22.550		3.781	32.679		327.3	17:07	1:07:37.420
16	3	18:32.747	...	1:26.529	1:40.391	3.385		18.967	6.225	266.7	17:26	1:26:10.167
17	3	3:39.349	35.471	1:24.312	1:39.566	3.329	3.792	19.709	6.047	314.9	17:29	1:29:49.516
18	3	3:33.633	33.605	1:22.265	1:37.763	3.328	3.760	17.784	6.086	323.4	17:33	1:33:23.149
19	3	3:32.006	34.134	1:20.827	1:37.045	3.317	3.771	17.634	6.420	322.4	17:36	1:36:55.155
20	3	3:30.146	33.521	1:20.861	1:35.764	3.305	3.758	17.055	5.908	321.4	17:40	1:40:25.301
21	3	3:43.447 B	35.390	1:21.185	1:46.872		3.746	19.168		321.4	17:44	1:44:08.748
22	3	4:30.310	1:30.748	1:22.585	1:36.977	3.348		17.440	6.029	326.3	17:48	1:48:39.058
23	3	3:38.403	35.139	1:24.999	1:38.265	3.301	3.792	19.024	6.004	321.4	17:52	1:52:17.461
24	3	3:32.250	33.247	1:22.582	1:36.421	3.417	3.788	17.449	5.945	319.5	17:55	1:55:49.711
25	3	3:36.104	33.126	1:21.107	1:41.871	3.360	3.805	20.035	6.288	323.4	17:59	1:59:25.815
26	3	3:31.735	33.331	1:21.284	1:37.120	3.348	3.804	17.443	6.042	328.3	18:02	2:02:57.550
27	3	3:31.363	33.391	1:21.732	1:36.240	3.334	3.804	17.438	5.912	327.3	18:06	2:06:28.913
28	3	3:34.532	33.026	1:22.224	1:39.282	3.387	3.788	20.013	6.038	320.5	18:10	2:10:03.445
29	3	3:31.996	34.674	1:21.444	1:35.878	3.328	3.778	17.169	5.873	326.3	18:13	2:13:35.441
30	3	3:30.303	33.355	1:21.504	1:35.444	3.327	3.766	16.974	5.869	326.3	18:17	2:17:05.744
31	3	3:31.113	33.224	1:21.726	1:36.163	3.345	3.766	17.058	5.979	315.8	18:20	2:20:36.857
32	3	3:29.768	33.334	1:21.276	1:35.158	3.357	3.782	16.765	6.019	295.1	18:24	2:24:06.625
33	3	3:40.810 B	33.507	1:23.191	1:44.112		3.785	17.678		283.5	18:27	2:27:47.435
34	3	4:32.297	1:29.178	1:24.159	1:38.960	3.326		19.528	6.015	285.0	18:32	2:32:19.732
35	3	3:35.556	33.090	1:21.528	1:40.938	3.362	3.784	17.607	6.333	321.4	18:35	2:35:55.288
36	3	3:31.935	33.669	1:21.838	1:36.428	3.353	3.798	17.344	5.994	330.3	18:39	2:39:27.223
37	3	3:48.822 B	34.585	1:24.042	1:50.195		3.793	21.094		333.3	18:43	2:43:16.045
38	3	4:41.717	1:43.375	1:21.400	1:36.942	3.286		16.979	6.108	326.3	18:47	2:47:57.762
39	3	3:28.692	34.290	1:20.351	1:34.051	3.357	3.777	16.625	5.763	329.3	18:51	2:51:26.454
40	3	3:43.400	32.981	1:26.914	1:43.505	3.389	3.789	17.123	6.904	322.4	18:55	2:55:09.854
41	3	3:29.416	32.900	1:20.668	1:35.848	3.306	3.795	17.917	5.846	328.3	18:58	2:58:39.270
42	3	3:43.895 B	33.013	1:21.376	1:49.506		3.773	21.009		328.3	19:02	3:02:23.165
43	2	4:55.811	1:48.977	1:24.207	1:42.627	3.343		18.398	6.623	313.0	19:07	3:07:18.976
44	2	3:34.869	33.899	1:22.711	1:38.259	3.304	3.809	17.842	5.973	328.3	19:10	3:10:53.845
45	2	3:40.586	34.250	1:22.099	1:44.237	3.296	3.784	22.297	6.378	313.0	19:14	3:14:34.431
46	2	3:33.488	33.761	1:21.287	1:38.440	3.252	3.786	18.159	6.024	327.3	19:18	3:18:07.919
47	2	3:31.420	34.161	1:21.168	1:36.091	3.265	3.757	17.464	5.808	321.4	19:21	3:21:39.339
48	2	3:41.137 B	33.434	1:22.739	1:44.964		3.760	17.542		327.3	19:25	3:25:20.476

8

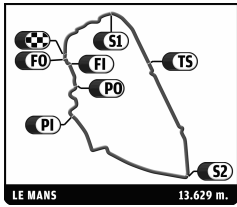
Peugeot Sport Total
Franck Montagny
Stephane Sarrazin

Nicolas Minassian

Peugeot 908
LM P1



24 HEURES DU MANS 2011



24 HEURES DU MANS

ILMC

Free Practice

Sector Analysis

■ Personal Best
 ■ Session Best
 ■ B Crossing the finish line in pit lane

Lap	D	Time	Sector 1	Sector 2	Sector 3	T6	T7	Porsche	Ford	T. Spd	Hour	Elapsed
1	2	7:21.775	3:56.475	1:34.814	1:50.486	3.491		20.651	6.693	258.4	16:07	7:21.775
2	2	3:38.207	34.785	1:23.485	1:39.937	3.460	3.851	18.205	6.410	325.3	16:10	10:59.982
3	2	3:37.280	35.580	1:22.679	1:39.021	3.485	3.822	17.914	6.501	325.3	16:14	14:37.262
4	2	3:49.828B	34.603	1:22.252	1:52.973	3.842		21.099		321.4	16:18	18:27.090
5	3	13:06.481	9:52.931	1:27.894	1:45.656	3.375		22.497	6.715	305.9	16:31	31:33.571
6	3	3:37.811	34.806	1:23.627	1:39.378	3.377	3.817	18.265	6.160	324.3	16:35	35:11.382
7	3	3:40.905	36.023	1:25.231	1:39.651	3.349	3.799	18.576	6.330	305.9	16:38	38:52.287
8	3	3:34.808	33.918	1:22.313	1:38.577	3.357	3.792	18.513	6.039	336.4	16:42	42:27.095
9	3	3:37.435	34.476	1:22.720	1:40.239	3.332	3.798	19.664	6.189	331.3	16:46	46:04.530
10	3	3:41.287B	33.732	1:21.607	1:45.948		3.778	17.215		327.3	16:49	49:45.817
11	3	4:47.381	1:46.403	1:23.196	1:37.782	3.352		17.198	6.115	309.5	16:54	54:33.198
12	3	3:31.341	33.648	1:21.663	1:36.030	3.341	3.787	17.136	5.950	321.4	16:58	58:04.539
13	3	3:35.294	33.762	1:22.161	1:39.371	3.334	3.792	19.291	6.247	328.3	17:01	1:01:39.833
14	3	3:35.626	33.713	1:21.452	1:40.461	3.333	3.785	20.843	6.403	321.4	17:05	1:05:15.459
15	3	5:07.154B	40.206	1:59.072	2:27.876		3.789	30.205		177.9	17:10	1:10:22.613
16	3	15:34.592	...	1:23.928	1:43.409	3.393		19.562	6.451	314.9	17:25	1:25:57.205
17	3	3:34.731	34.608	1:23.815	1:36.308	3.306	3.790	17.226	5.968	297.5	17:29	1:29:31.936
18	3	3:30.906	34.140	1:21.287	1:35.479	3.340	3.749	16.872	5.830	322.4	17:33	1:33:02.842
19	3	3:35.153	34.018	1:23.687	1:37.448	3.335	3.764	18.364	6.046	334.4	17:36	1:36:37.995
20	3	3:29.089	33.291	1:20.725	1:35.073	3.310	3.762	16.673	5.867	335.4	17:40	1:40:07.084
21	3	3:35.854	34.902	1:21.623	1:39.329	3.358	3.737	17.690	7.346	329.3	17:43	1:43:42.938
22	3	3:48.800B	34.933	1:26.935	1:46.932		3.773	19.465		308.6	17:47	1:47:31.738
23	3	8:48.463	5:44.998	1:23.410	1:40.055	3.376		18.865	6.340	299.2	17:56	1:56:20.201
24	3	3:37.307	34.923	1:23.601	1:38.783	3.340	3.828	18.015	6.052	333.3	17:59	1:59:57.508
25	3	3:35.601	33.520	1:21.734	1:40.347	3.569	3.804	18.584	6.294	334.4	18:03	2:03:33.109
26	3	3:36.845	33.922	1:22.132	1:40.791	3.739	3.852	17.579	7.824	320.5	18:07	2:07:09.954
27	3	3:33.763	34.478	1:22.164	1:37.121	3.359	3.911	17.634	6.041	327.3	18:10	2:10:43.717
28	3	3:34.309	33.696	1:22.786	1:37.827	3.387	3.798	17.573	6.040	322.4	18:14	2:14:18.026
29	3	3:36.225	33.737	1:22.621	1:39.867	3.404	3.791	17.820	6.070	332.3	18:17	2:17:54.251
30	3	3:32.010	33.648	1:21.622	1:36.740	3.387	3.814	17.377	6.108	319.5	18:21	2:21:26.261
31	3	3:38.693	35.722	1:21.386	1:41.585	3.355	3.802	21.517	6.529	327.3	18:25	2:25:04.954
32	3	3:37.506	34.308	1:22.664	1:40.534	3.385	3.762	19.560	6.217	333.3	18:28	2:28:42.460
33	3	3:34.956	34.428	1:21.853	1:38.675	3.339	3.774	19.368	6.162	326.3	18:32	2:32:17.416
34	3	3:41.461B	33.591	1:21.794	1:46.076		3.769	18.608		326.3	18:35	2:35:58.877
35	3	4:29.375	1:28.921	1:22.960	1:37.494	3.410		17.769	6.247	325.3	18:40	2:40:28.252
36	3	3:40.318	33.694	1:26.075	1:40.549	3.429	3.804	18.643	6.251	317.6	18:44	2:44:08.570
37	3	3:39.872	34.293	1:22.487	1:43.092	3.443	3.812	20.463	6.631	325.3	18:47	2:47:48.442
38	3	3:34.834	34.182	1:22.305	1:38.347	3.382	3.817	18.089	6.657	326.3	18:51	2:51:23.276
39	3	3:43.737	34.793	1:27.882	1:41.062	3.490	3.789	20.573	6.257	300.0	18:55	2:55:07.013
40	3	3:48.468B	34.693	1:23.390	1:50.385		3.819	18.769		325.3	18:58	2:58:55.481
41	2	10:17.145	7:11.777	1:23.731	1:41.637	3.380		20.375	6.408	310.3	19:09	3:09:12.626
42	2	3:31.975	33.451	1:21.273	1:37.251	3.562	3.815	16.603	7.007	318.6	19:12	3:12:44.601
43	2	3:29.538	33.674	1:20.837	1:35.027	3.289	3.864	16.461	6.064	325.3	19:16	3:16:14.139
44	2	3:32.347	34.092	1:20.962	1:37.293	3.326	3.774	18.291	6.059	327.3	19:19	3:19:46.486
45	2	3:45.986B	35.604	1:21.859	1:48.523		3.785	19.743		321.4	19:23	3:23:32.472
46	1	4:35.144	1:35.480	1:22.589	1:37.075	3.272		17.291	6.179	326.3	19:28	3:28:07.616
47	1	3:34.536	32.996	1:24.032	1:37.508	3.274	3.754	16.807	6.768	329.3	19:31	3:31:42.152
48	1	3:30.114	33.538	1:20.779	1:35.797	3.351	3.755	16.890	6.054	334.4	19:35	3:35:12.266
49	1	3:33.650	33.980	1:21.902	1:37.768	3.308	3.791	18.580	5.959	322.4	19:38	3:38:45.916
50	1	3:38.294B	32.993	1:20.376	1:44.925		3.759	16.604		329.3	19:42	3:42:24.210
51	1	12:10.914	9:12.577	1:22.097	1:36.240	3.442		16.697	5.985	322.4	19:54	3:54:35.124
52	1	3:31.609	33.557	1:22.114	1:35.938	3.321	3.849	16.561	5.931	324.3	19:58	3:58:06.733
53	1	3:29.648	33.417	1:21.032	1:35.199	3.324	3.810	16.613	5.840	327.3	20:01	4:01:36.381

009 Aston Martin Racing
 Adrian Fernandez
 Andy Meyrick

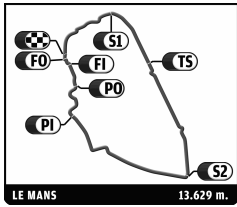
Harold Primat

Aston Martin Amr-One
 LM P1

1	2	16:00.012B	...	1:40.526	2:06.664			22.032		206.5	16:16	16:00.012
---	---	------------	-----	----------	----------	--	--	--------	--	-------	-------	-----------



24 HEURES DU MANS 2011



24 HEURES DU MANS

ILMC

Free Practice

Sector Analysis

Lap	D	Time	Sector 1	Sector 2	Sector 3	T6	T7	Porsche	Ford	T. Spd	Hour	Elapsed
2	2	14:45.500	...	1:34.202	1:51.141	3.718		20.439	7.407	281.2	16:30	30:45.512
3	2	3:56.212	36.438	1:31.734	1:48.040	3.615	4.222	19.647	6.498	279.8	16:34	34:41.724
4	2	6:24.408 B	37.024	1:46.043	4:01.341		4.183	37.575		282.0	16:41	41:06.132
5	2	26:27.195 B	...	1:32.341	2:32.638			33.640		276.2	17:07	1:07:33.327
6	2	19:17.234	...	1:31.588	1:47.228	3.771		19.073	6.325	282.0	17:26	1:26:50.561
7	2	3:49.094	35.775	1:29.264	1:44.055	3.631	4.215	18.230	6.060	286.5	17:30	1:30:39.655
8	2	3:55.393	35.339	1:30.484	1:49.570	3.543	4.196	21.770	6.423	287.2	17:34	1:34:35.048
9	2	3:55.915	37.310	1:30.786	1:47.819	3.549	4.112	20.190	6.680	287.2	17:38	1:38:30.963
10	2	3:49.899	35.674	1:29.188	1:45.037	3.705	4.110	18.166	6.786	282.7	17:42	1:42:20.862
11	2	4:25.953 B	37.177	1:52.887	1:55.889		4.183	18.406		134.7	17:46	1:46:46.815

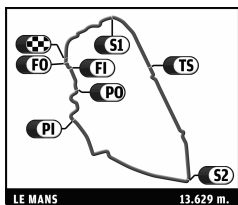
Personal Best Session Best B Crossing the finish line in pit lane

9	Team Peugeot Total											Peugeot 908
	Pedro Lamy	Simon Pagenaud										LM P1
	Sebastien Bourdais											

1	1	6:14.158	2:34.082	1:39.565	2:00.511	3.803		24.976	8.059	266.7	16:06	6:14.158
2	1	3:43.750	36.336	1:24.902	1:42.512	3.430	3.939	19.536	6.641	316.7	16:09	9:57.908
3	1	3:41.287	35.408	1:22.836	1:43.043	3.468	3.816	20.435	6.915	327.3	16:13	13:39.195
4	1	3:43.240	34.720	1:24.101	1:44.419	3.430	3.830	20.566	6.674	320.5	16:17	17:22.435
5	1	3:47.695 B	36.298	1:23.287	1:48.110		3.809	18.510		334.4	16:21	21:10.130
6	1	8:56.837	5:48.964	1:25.167	1:42.706	3.435		18.638	6.975	325.3	16:30	30:06.967
7	1	3:36.064	34.982	1:21.896	1:39.186	3.367	3.844	17.985	6.301	334.4	16:33	33:43.031
8	1	3:33.636	33.851	1:21.708	1:38.077	3.307	3.808	17.734	6.010	321.4	16:37	37:16.667
9	1	3:44.663 B	33.892	1:21.141	1:49.630		3.783	18.988		329.3	16:41	41:01.330
10	3	5:10.699	2:02.746	1:24.834	1:43.119	3.408		18.952	7.140	295.9	16:46	46:12.029
11	3	3:33.590	34.147	1:21.701	1:37.742	3.569	3.817	17.964	5.761	320.5	16:49	49:45.619
12	3	3:33.550	34.261	1:21.890	1:37.399	3.400	3.883	18.384	5.968	329.3	16:53	53:19.169
13	3	3:33.892	34.324	1:21.699	1:37.869	3.360	3.796	18.416	5.970	328.3	16:56	56:53.061
14	3	3:35.380	34.166	1:20.932	1:40.282	3.316	3.797	17.569	6.418	330.3	17:00	1:00:28.441
15	3	3:40.132 B	33.277	1:20.999	1:45.856		3.777	19.326		321.4	17:04	1:04:08.573
16	3	5:40.243 B	1:21.180	1:47.156	2:31.907			32.565		217.7	17:09	1:09:48.816
17	3	16:43.977	...	1:24.287	1:39.242	3.275		17.515	6.864	330.3	17:26	1:26:32.793
18	3	3:34.582	35.597	1:20.922	1:38.063	3.232	3.757	17.318	5.973	328.3	17:30	1:30:07.375
19	3	3:29.558	33.240	1:20.318	1:36.000	3.282	3.748	17.703	5.677	330.3	17:33	1:33:36.933
20	3	3:42.031 B	33.728	1:20.735	1:47.568		3.755	17.841		335.4	17:37	1:37:18.964
21	3	4:27.934	1:24.872	1:24.165	1:38.897	3.300		18.305	6.024	330.3	17:41	1:41:46.898
22	3	3:33.531	33.893	1:21.830	1:37.808	3.287	3.786	18.134	5.758	327.3	17:45	1:45:20.429
23	3	3:30.449	33.110	1:20.838	1:36.501	3.349	3.795	17.374	5.719	319.5	17:48	1:48:50.878
24	3	3:40.552	33.557	1:24.180	1:42.815	3.358	3.801	18.999	6.306	281.2	17:52	1:52:31.430
25	3	3:34.076	33.571	1:23.376	1:37.129	3.266	3.794	17.294	5.748	250.6	17:56	1:56:05.506
26	3	3:32.809	33.582	1:20.762	1:38.465	3.362	3.781	17.875	6.806	320.5	17:59	1:59:38.315
27	3	3:36.400	33.904	1:21.408	1:41.088	3.495	3.805	17.469	7.930	327.3	18:03	2:03:14.715
28	3	3:30.516	33.521	1:20.937	1:36.058	3.571	3.845	16.891	5.764	326.3	18:06	2:06:45.231
29	3	3:31.273	33.372	1:20.897	1:37.004	3.306	3.864	17.019	5.783	328.3	18:10	2:10:16.504
30	3	3:31.238	33.666	1:21.502	1:36.070	3.314	3.781	17.139	5.809	320.5	18:13	2:13:47.742
31	3	3:31.607	33.230	1:23.070	1:35.307	3.253	3.767	16.877	5.910	324.3	18:17	2:17:19.349
32	3	3:39.912 B	34.240	1:21.274	1:44.398		3.738	17.367		320.5	18:20	2:20:59.261
33	3	4:34.900	1:28.910	1:21.662	1:44.328	3.485		19.897	7.904	327.3	18:25	2:25:34.161
34	3	3:33.966	34.235	1:22.027	1:37.704	3.285	3.828	17.560	5.843	322.4	18:29	2:29:08.127
35	3	3:36.751	34.168	1:24.470	1:38.113	3.409	3.774	18.679	5.861	327.3	18:32	2:32:44.878
36	3	3:37.176	36.055	1:24.625	1:36.496	3.288	3.796	17.127	6.571	327.3	18:36	2:36:22.054
37	3	3:34.923	34.429	1:21.104	1:39.390	3.307	3.773	20.037	6.050	329.3	18:39	2:39:56.977
38	3	3:41.335 B	33.271	1:20.660	1:47.404		3.770	20.791		327.3	18:43	2:43:38.312
39	3	4:58.351	2:00.087	1:21.084	1:37.180	3.283		17.506	6.545	326.3	18:48	2:48:36.663
40	3	3:30.175	33.662	1:21.036	1:35.477	3.434	3.779	16.814	5.583	334.4	18:52	2:52:06.838
41	3	3:28.792	33.222	1:20.543	1:35.027	3.419	3.852	16.868	5.596	327.3	18:55	2:55:35.630
42	3	3:35.403	33.909	1:24.425	1:37.069	3.364	3.826	17.127	6.285	319.5	18:59	2:59:11.033
43	3	3:38.439 B	33.951	1:20.884	1:43.604		3.807	17.707		326.3	19:02	3:02:49.472
44	2	9:01.892	5:59.707	1:23.401	1:38.784	3.399		17.946	6.416	323.4	19:11	3:11:51.364



24 HEURES DU MANS 2011



24 HEURES DU MANS

ILMC

Free Practice

Sector Analysis

Lap	D	Time	Sector 1	Sector 2	Sector 3	T6	T7	Porsche	Ford	T. Spd	Hour	Elapsed
45	2	3:32.060	33.363	1:21.412	1:37.285	3.500	3.842	18.248	5.833	325.3	19:15	3:15:23.424
46	2	3:40.459 B	33.782	1:22.552	1:44.125		3.869	16.959		328.3	19:19	3:19:03.883
47	2	10:04.734	7:06.509	1:21.809	1:36.416	3.329		17.276	5.988	329.3	19:29	3:29:08.617
48	2	3:31.002	32.964	1:21.118	1:36.920	3.358	3.804	18.037	5.974	338.6	19:32	3:32:39.619
49	2	3:35.357	34.292	1:20.530	1:40.535	3.346	3.800	20.420	6.567	336.4	19:36	3:36:14.976
50	2	3:29.384	32.862	1:20.442	1:36.080	3.310	3.796	17.777	5.954	326.3	19:39	3:39:44.360
51	2	3:37.651 B	34.031	1:20.453	1:43.167		3.771	16.991		331.3	19:43	3:43:22.011
52	2	4:44.006	1:40.963	1:21.375	1:41.668	3.296		19.298	6.362	337.5	19:48	3:48:06.017
53	2	3:36.561	33.145	1:20.933	1:42.483	3.556	3.794	18.290	6.838	327.3	19:51	3:51:42.578
54	2	3:28.536	32.939	1:20.034	1:35.563	3.331	3.850	17.168	5.859	337.5	19:55	3:55:11.114
55	2	3:29.006	33.702	1:20.549	1:34.755	3.360	3.797	16.880	5.945	332.3	19:58	3:58:40.120
56	2	3:33.245	33.475	1:22.618	1:37.152	3.338	3.801	17.511	6.637	329.3	20:02	4:02:13.365

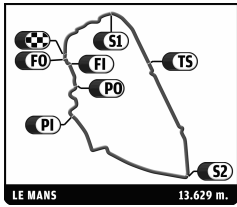
■ Personal Best ■ Session Best ■ Crossing the finish line in pit lane

10	Team Oreca Matmut											Peugeot 908 HDI-FAP
	Nicolas Lapierre	Olivier Panis										LM P1
	Loic Duval											

1	2	4:39.949	57.322	1:48.476	1:54.151	3.830		20.790	7.233	162.7	16:04	4:39.949
2	2	3:43.220	35.878	1:25.924	1:41.418	3.456	4.086	18.179	6.307	312.1	16:08	8:23.169
3	2	3:50.792	36.107	1:28.401	1:46.284	3.442	3.908	22.519	6.536	306.8	16:12	12:13.961
4	2	3:45.903	35.772	1:26.011	1:44.120	3.434	3.895	21.392	6.361	314.0	16:15	15:59.864
5	2	4:16.999 B	34.100	1:24.040	2:18.859	2:18.859	3.891	23.627	314.0	314.0	16:20	20:16.863
6	2	5:32.786	2:22.359	1:28.769	1:41.658	3.438		18.474	6.344	288.8	16:25	25:49.649
7	2	3:36.674	33.936	1:23.301	1:39.437	3.424	3.891	17.340	6.030	315.8	16:29	29:26.323
8	2	3:33.473	33.364	1:22.951	1:37.158	3.353	3.873	16.834	5.964	316.7	16:32	32:59.796
9	2	3:34.721	33.223	1:22.141	1:39.357	3.339	3.857	18.750	6.012	316.7	16:36	36:34.517
10	2	3:32.708	33.148	1:22.316	1:37.244	3.333	3.845	16.814	6.146	314.9	16:40	40:07.225
11	2	3:34.060	33.372	1:22.330	1:38.358	3.330	3.850	18.021	5.970	315.8	16:43	43:41.285
12	2	3:36.601	33.256	1:22.830	1:40.515	3.368	3.855	19.974	6.242	315.8	16:47	47:17.886
13	2	3:30.096	32.922	1:21.622	1:35.552	3.283	3.857	16.423	6.007	317.6	16:50	50:47.982
14	2	3:34.083	32.954	1:21.581	1:39.548	3.322	3.822	19.489	6.117	317.6	16:54	54:22.065
15	2	3:32.852	34.136	1:22.625	1:36.091	3.338	3.822	16.402	5.893	317.6	16:57	57:54.917
16	2	4:01.157 B	34.421	1:32.859	1:53.877		3.830	18.188		284.2	17:01	1:01:56.074
17	3	7:14.973 B	3:25.692	1:29.780	2:19.501			31.690		229.3	17:09	1:09:11.047
18	3	18:21.087	...	1:27.657	1:44.384	3.668		18.958	6.512	308.6	17:27	1:27:32.134
19	3	3:40.351	35.027	1:24.620	1:40.704	3.478	3.967	18.353	6.354	315.8	17:31	1:31:12.485
20	3	3:39.814	34.194	1:23.578	1:42.042	3.378	3.909	18.544	6.454	314.9	17:34	1:34:52.299
21	3	3:56.838 B	34.035	1:25.223	1:57.580		3.876	23.779		314.9	17:38	1:38:49.137
22	3	5:20.038	2:10.432	1:25.772	1:43.834	3.373		17.925	7.138	302.5	17:44	1:44:09.175
23	3	3:44.075	34.453	1:24.932	1:44.690	3.323	3.884	23.236	6.096	315.8	17:47	1:47:53.250
24	3	3:44.514	33.499	1:26.849	1:44.166	3.378	3.855	21.191	6.416	303.4	17:51	1:51:37.764
25	3	3:35.138	33.764	1:22.311	1:39.063	3.291	3.863	17.518	5.882	316.7	17:55	1:55:12.902
26	3	3:37.412	33.976	1:22.024	1:41.412	3.457	3.839	20.123	6.643	317.6	17:58	1:58:50.314
27	3	3:35.983	33.296	1:24.443	1:38.244	3.702	3.889	17.037	6.401	317.6	18:02	2:02:26.297
28	3	3:34.164	33.463	1:22.537	1:38.164	3.314	3.963	17.026	5.769	315.8	18:06	2:06:00.461
29	3	3:40.055	35.492	1:23.824	1:40.739	3.382	3.849	18.107	6.809	313.0	18:09	2:09:40.516
30	3	3:38.126	33.982	1:26.797	1:37.347	3.310	3.856	17.101	5.969	316.7	18:13	2:13:18.642
31	3	4:39.990 B	33.140	2:17.307	1:49.543		3.823	19.286		315.8	18:17	2:17:58.632
32	3	5:30.213	2:23.186	1:27.173	1:39.854	3.428		18.834	6.060	310.3	18:23	2:23:28.845
33	3	3:35.310	33.470	1:23.091	1:38.749	3.441	3.914	17.391	5.912	316.7	18:27	2:27:04.155
34	3	3:34.624	33.543	1:22.586	1:38.495	3.589	3.882	16.990	7.341	315.8	18:30	2:30:38.779
35	3	3:35.888	33.848	1:22.666	1:39.374	3.367	3.933	18.316	6.529	317.6	18:34	2:34:14.667
36	3	3:38.995	34.458	1:24.902	1:39.635	3.368	3.853	18.716	6.061	313.0	18:37	2:37:53.662
37	3	3:31.619	33.284	1:22.399	1:35.936	3.456	3.864	16.768	5.640	315.8	18:41	2:41:25.281
38	3	3:34.039	33.595	1:22.932	1:37.512	3.420	3.894	17.261	5.961	316.7	18:44	2:44:59.320
39	3	3:37.040	33.739	1:22.561	1:40.740	3.361	3.974	19.021	7.066	317.6	18:48	2:48:36.360
40	3	3:34.390	33.362	1:23.307	1:37.721	3.341	3.829	16.970	7.049	312.1	18:52	2:52:10.750
41	3	3:36.009	34.840	1:23.803	1:37.366	3.291	3.830	17.336	5.940	317.6	18:55	2:55:46.759
42	3	4:10.782 B	34.202	1:44.851	1:51.729		3.803	19.510		279.1	18:59	2:59:57.541



24 HEURES DU MANS 2011



24 HEURES DU MANS

ILMC
Free Practice

Sector Analysis

■ Personal Best ■ Session Best B Crossing the finish line in pit lane

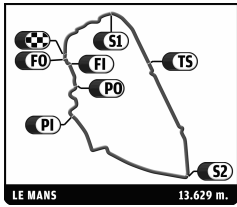
Lap	D	Time	Sector 1	Sector 2	Sector 3	T6	T7	Porsche	Ford	T. Spd	Hour	Elapsed
43	1	6:24.658	3:14.702	1:27.478	1:42.478	3.402		19.115	6.581	305.1	19:06	3:06:22.199
44	1	3:38.341	34.244	1:25.354	1:38.743	3.369	3.879	17.652	6.020	314.9	19:10	3:10:00.540
45	1	3:34.672	33.701	1:23.402	1:37.569	3.311	3.867	17.186	5.962	315.8	19:13	3:13:35.212
46	1	3:34.157	33.146	1:22.884	1:38.127	3.292	3.848	17.474	5.917	314.9	19:17	3:17:09.369
47	1	3:36.588	34.701	1:24.160	1:37.727	3.280	3.832	17.114	5.877	313.0	19:20	3:20:45.957
48	1	3:44.208B	34.226	1:22.952	1:47.030		3.815	17.691		315.8	19:24	3:24:30.165
49	1	5:04.808	2:03.133	1:24.205	1:37.470	3.288		17.092	6.252	315.8	19:29	3:29:34.973
50	1	3:34.014	33.315	1:22.612	1:38.087	3.302	3.821	18.013	6.082	316.7	19:33	3:33:08.987
51	1	3:33.633	33.606	1:22.296	1:37.731	3.316	3.830	17.797	6.011	318.6	19:36	3:36:42.620
52	1	3:33.045	33.314	1:22.363	1:37.368	3.289	3.818	17.352	6.083	316.7	19:40	3:40:15.665
53	1	3:57.579B	33.200	1:23.309	2:01.070		3.821	19.674		320.5	19:44	3:44:13.244
54	1	6:09.083	3:06.200	1:23.806	1:39.077	3.309		17.047	6.946	314.9	19:50	3:50:22.327
55	1	3:34.481	33.287	1:22.151	1:39.043	3.311	3.845	18.294	5.972	317.6	19:53	3:53:56.808
56	1	3:32.012	32.978	1:21.868	1:37.166	3.494	3.831	16.641	6.352	316.7	19:57	3:57:28.820

12	Rebellion Racing											
	Neel Jani	Jeroen Bleekemolen										Lola B 10/60 Coupe-Toyota
	Nicolas Prost											LM P1

1	2	4:48.325B	1:00.663	1:37.974	2:09.688			24.830		235.8	16:04	4:48.325
2	2	10:34.218	7:08.392	1:33.179	1:52.647	3.873		21.785	7.314	291.9	16:15	15:22.543
3	2	3:54.039	38.186	1:29.039	1:46.814	3.667	4.082	20.600	6.847	308.6	16:19	19:16.582
4	2	3:51.601	36.642	1:29.223	1:45.736	3.713	4.008	20.183	6.774	282.0	16:23	23:08.183
5	2	3:50.834	36.949	1:28.279	1:45.606	3.677	4.018	19.894	6.791	288.0	16:26	26:59.017
6	2	3:48.936	36.306	1:26.785	1:45.845	3.607	4.010	20.940	6.626	308.6	16:30	30:47.953
7	2	3:46.240	36.089	1:27.130	1:43.021	3.524	3.980	19.120	6.411	309.5	16:34	34:34.193
8	2	4:01.709B	35.294	1:29.194	1:57.221		3.969	21.459		292.7	16:38	38:35.902
9	2	9:11.749	5:59.226	1:27.479	1:45.044	3.578		20.179	6.575	306.8	16:47	47:47.651
10	2	3:41.804	34.920	1:25.129	1:41.755	3.544	4.005	18.626	6.104	312.1	16:51	51:29.455
11	2	3:42.246	34.656	1:24.970	1:42.620	3.526	3.975	19.586	6.253	310.3	16:55	55:11.701
12	2	3:44.725	34.444	1:24.838	1:45.443	3.532	3.967	20.614	6.679	311.2	16:58	58:56.426
13	2	3:38.650	34.311	1:24.377	1:39.962	3.580	3.977	18.012	5.974	310.3	17:02	1:02:35.076
14	2	4:24.208B	35.413	1:25.221	2:23.574		3.979	31.991		293.5	17:06	1:06:59.284
15	2	24:56.156	...	1:27.258	1:45.942	3.558		21.709	6.472	305.9	17:31	1:31:55.440
16	2	3:40.929	34.744	1:24.882	1:41.303	3.538	3.996	18.211	6.150	312.1	17:35	1:35:36.369
17	2	3:38.977	34.398	1:24.470	1:40.109	3.470	3.973	18.155	5.956	313.0	17:39	1:39:15.346
18	2	3:38.787	34.275	1:24.830	1:39.682	3.472	3.954	17.741	5.860	312.1	17:42	1:42:54.133
19	2	3:55.031B	34.387	1:25.753	1:54.891		3.961	19.941		314.0	17:46	1:46:49.164
20	1	6:06.685	2:49.009	1:30.412	1:47.264	3.558		19.828	7.315	247.1	17:52	1:52:55.849
21	1	3:45.658	35.456	1:26.478	1:43.724	3.491	3.986	19.036	6.645	312.1	17:56	1:56:41.507
22	1	3:43.191	34.606	1:26.273	1:42.312	3.434	3.957	18.932	6.424	303.4	18:00	2:00:24.698
23	1	3:43.439	34.755	1:26.542	1:42.142	3.464	3.932	18.338	6.294	311.2	18:04	2:04:08.137
24	1	3:43.199	34.294	1:26.407	1:42.498	3.558	3.950	18.072	7.108	310.3	18:07	2:07:51.336
25	1	3:40.034	34.201	1:24.709	1:41.124	3.419	3.968	18.276	6.227	313.0	18:11	2:11:31.370
26	1	3:37.524	34.692	1:24.021	1:38.811	3.519	3.919	17.394	5.898	312.1	18:15	2:15:08.894
27	1	3:49.191B	34.515	1:24.113	1:50.563		3.950	18.001		311.2	18:18	2:18:58.085
28	1	8:38.367	5:29.842	1:24.867	1:43.658	3.357		21.027	6.191	308.6	18:27	2:27:36.452
29	1	3:37.090	33.918	1:24.075	1:39.097	3.378	3.912	17.370	6.256	310.3	18:31	2:31:13.542
30	1	3:36.319	33.730	1:23.654	1:38.935	3.366	3.914	17.250	6.038	313.0	18:34	2:34:49.861
31	1	3:40.499	33.719	1:23.734	1:43.046	3.399	3.906	20.345	6.313	314.9	18:38	2:38:30.360
32	1	3:39.051	34.061	1:25.980	1:39.010	3.348	3.919	17.634	6.008	313.0	18:42	2:42:09.411
33	1	3:46.946B	35.389	1:24.417	1:47.140		3.899	17.699		313.0	18:45	2:45:56.357
34	1	17:43.046	...	1:27.057	1:41.251	3.336		18.004	6.009	310.3	19:03	3:03:39.403
35	1	3:37.129	34.058	1:24.092	1:38.979	3.321	3.911	17.622	6.031	312.1	19:07	3:07:16.532
36	1	3:51.588B	33.713	1:26.320	1:51.555		3.905	19.587		311.2	19:11	3:11:08.120
37	3	5:59.717	2:48.658	1:27.408	1:43.651	3.461		19.471	6.311	312.1	19:17	3:17:07.837
38	3	3:47.206	36.040	1:26.348	1:44.818	3.474	3.958	20.973	6.313	308.6	19:20	3:20:55.043
39	3	3:42.100	35.061	1:25.060	1:41.979	3.469	3.960	19.388	6.299	311.2	19:24	3:24:37.143
40	3	3:42.673	35.455	1:24.791	1:42.427	3.473	3.948	19.026	6.263	313.0	19:28	3:28:19.816



24 HEURES DU MANS 2011



24 HEURES DU MANS

ILMC

Free Practice

Sector Analysis

■ Personal Best ■ Session Best B Crossing the finish line in pit lane

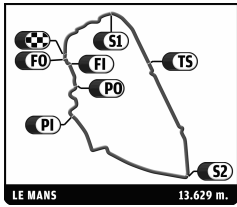
Lap	D	Time	Sector 1	Sector 2	Sector 3	T6	T7	Porsche	Ford	T. Spd	Hour	Elapsed
41	3	3:42.480	34.934	1:25.628	1:41.918	3.461	3.956	19.258	6.204	312.1	19:32	3:32:02.296
42	3	3:44.713	36.784	1:25.544	1:42.385	3.595	3.949	19.657	6.230	314.9	19:35	3:35:47.009
43	3	3:40.271	34.682	1:24.753	1:40.836	3.433	3.986	18.630	6.165	312.1	19:39	3:39:27.280
44	3	3:39.674	34.560	1:23.999	1:41.115	3.391	3.935	19.241	6.042	311.2	19:43	3:43:06.954
45	3	3:41.573	34.465	1:24.342	1:42.766	3.461	3.914	19.138	6.250	311.2	19:46	3:46:48.527
46	3	3:39.257	34.504	1:24.433	1:40.320	3.373	3.934	18.390	6.076	312.1	19:50	3:50:27.784
47	3	3:39.870	35.451	1:24.311	1:40.108	3.437	3.910	18.071	6.143	311.2	19:54	3:54:07.654
48	3	4:02.421 B	36.558	1:26.894	1:58.969		3.946	21.676		297.5	19:58	3:58:10.075

13		Rebellion Racing		Guy Smith		Lola B 10/60 Coupe-Toyota						
		Andrea Belicchi				LM P1						
		J.Christophe Boullion										
1	3	4:46.135 B	56.654	1:41.311	2:08.170		24.541	213.9	16:04	4:46.135		
2	3	12:48.687	9:26.467	1:33.509	1:48.711	3.722	21.055	6.598	260.9	16:17	17:34.822	
3	3	3:56.948 B	35.931	1:27.454	1:53.563		4.041	20.845	313.0	16:21	21:31.770	
4	3	7:58.136	4:45.410	1:27.082	1:45.644	3.536	19.304	6.264	310.3	16:29	29:29.906	
5	3	3:41.159	35.154	1:25.542	1:40.463	3.435	3.980	18.287	6.090	310.3	16:33	33:11.065
6	3	3:42.401	34.896	1:25.938	1:41.567	3.480	3.945	18.497	6.414	312.1	16:36	36:53.466
7	3	4:00.044 B	36.880	1:28.439	1:54.725		3.958	21.720	313.0	16:40	40:53.510	
8	3	47:40.649	...	1:29.256	1:45.445	3.459	20.888	6.324	293.5	17:28	1:28:34.159	
9	3	3:41.841	34.796	1:25.515	1:41.530	3.388	3.960	18.093	5.987	311.2	17:32	1:32:16.000
10	3	4:00.441 B	36.536	1:26.228	1:57.677		3.938	21.308	311.2	17:36	1:36:16.441	
11	3	16:13.275	...	1:32.083	1:44.949	3.428	20.687	6.131	247.7	17:52	1:52:29.716	
12	3	3:39.967	34.377	1:25.740	1:39.850	3.406	3.951	17.910	6.030	298.3	17:56	1:56:09.683
13	3	3:41.139	35.697	1:25.294	1:40.148	3.457	3.926	18.746	6.153	310.3	17:59	1:59:50.822
14	3	3:58.046 B	37.061	1:27.595	1:53.390	3.942	19.952	19.952	314.0	18:03	2:03:48.868	
15	1	7:01.534	3:50.829	1:27.546	1:43.159	3.482	19.732	6.362	306.8	18:10	2:10:50.402	
16	1	3:38.955	34.140	1:23.985	1:40.830	3.406	3.964	18.773	5.989	311.2	18:14	2:14:29.357
17	1	3:35.904	33.473	1:23.696	1:38.735	3.416	3.936	17.695	5.960	310.3	18:18	2:18:05.261
18	1	3:49.074 B	34.338	1:26.233	1:48.503		3.943	17.711	303.4	18:21	2:21:54.335	
19	1	9:46.073	6:35.289	1:26.459	1:44.325	3.404	21.711	6.295	307.7	18:31	2:31:40.408	
20	1	3:38.033	34.162	1:24.293	1:39.578	3.407	3.960	17.825	5.948	313.0	18:35	2:35:18.441
21	1	3:41.254	34.215	1:24.163	1:42.876	3.379	3.950	20.712	6.054	311.2	18:38	2:38:59.695
22	1	3:37.468	34.038	1:24.424	1:39.006	3.353	3.944	17.785	6.048	309.5	18:42	2:42:37.163
23	1	3:40.696	34.826	1:24.296	1:41.574	3.405	3.929	19.679	6.606	311.2	18:46	2:46:17.859
24	1	3:40.671	34.292	1:24.042	1:42.337	3.438	3.942	19.623	6.132	311.2	18:49	2:49:58.530
25	1	3:38.496	34.508	1:24.320	1:39.668	3.342	3.962	17.921	6.083	311.2	18:53	2:53:37.026
26	1	3:40.983	34.589	1:24.524	1:41.870	3.519	3.903	18.236	7.680	309.5	18:57	2:57:18.009
27	1	3:37.738	34.234	1:24.113	1:39.391	3.350	3.963	18.045	6.024	309.5	19:00	3:00:55.747
28	1	3:35.840	33.832	1:23.662	1:38.346	3.401	3.911	17.391	5.941	310.3	19:04	3:04:31.587
29	1	3:49.248 B	35.338	1:24.310	1:49.600		3.928	18.085	309.5	19:08	3:08:20.835	
30	2	11:09.698	7:57.210	1:28.469	1:44.019	3.637	19.654	6.279	306.8	19:19	3:19:30.533	
31	2	3:52.125 B	35.836	1:26.788	1:49.501		4.059	18.849	310.3	19:23	3:23:22.658	
32	2	11:06.217	7:54.528	1:28.448	1:43.241	3.415	19.527	6.221	298.3	19:34	3:34:28.875	
33	2	3:44.632	34.475	1:25.726	1:44.431	3.409	3.962	21.417	6.208	309.5	19:38	3:38:13.507
34	2	3:39.930	34.680	1:25.234	1:40.016	3.435	3.945	18.235	5.979	309.5	19:41	3:41:53.437
35	2	3:49.220	37.776	1:25.709	1:45.735	3.408	3.950	21.571	7.063	312.1	19:45	3:45:42.657
36	2	3:40.092	34.356	1:24.180	1:41.556	3.391	3.948	18.048	7.541	311.2	19:49	3:49:22.749
37	2	3:38.686	34.244	1:24.531	1:39.911	3.553	3.924	17.862	6.221	314.0	19:53	3:53:01.435
38	2	3:36.957	34.107	1:23.860	1:38.990	3.423	3.976	17.654	5.816	314.0	19:56	3:56:38.392
39	2	3:36.337	34.002	1:23.647	1:38.688	3.373	3.937	17.604	6.003	312.1	20:00	4:00:14.729

15		Oak Racing		Pierre Ragues		Oak Pescarolo-Judd						
		Tiago Monteiro				LM P1						
		Guillaume Moreau										
1	3	4:59.588 B	1:10.603	1:37.187	2:11.798		26.123	250.0	16:04	4:59.588		
2	3	8:40.152	5:21.040	1:30.301	1:48.811	3.552	20.914	6.990	296.7	16:13	13:39.740	
3	3	3:50.940	36.072	1:28.380	1:46.488	3.472	4.028	21.046	6.532	305.9	16:17	17:30.680
4	3	3:49.488	35.607	1:27.274	1:46.607	3.461	3.995	21.208	6.632	313.0	16:21	21:20.168



24 HEURES DU MANS 2011



24 HEURES DU MANS

ILMC
Free Practice

Sector Analysis

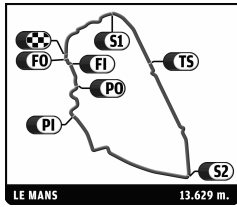
■ Personal Best ■ Session Best B Crossing the finish line in pit lane

Lap	D	Time	Sector 1	Sector 2	Sector 3	T6	T7	Porsche	Ford	T. Spd	Hour	Elapsed
5	3	3:45.642	35.404	1:26.369	1:43.869	3.402	3.987	19.714	6.501	312.1	16:25	25:05.810
6	3	3:45.021	35.253	1:26.997	1:42.771	3.414	3.969	19.080	6.508	278.4	16:28	28:50.831
7	3	3:44.571	35.583	1:26.078	1:42.910	3.423	3.962	18.991	6.326	310.3	16:32	32:35.402
8	3	3:45.520	35.019	1:26.382	1:44.119	3.418	3.972	19.107	6.872	313.0	16:36	36:20.922
9	3	3:46.116	34.870	1:25.328	1:45.918	3.479	3.967	21.575	6.502	312.1	16:40	40:07.038
10	3	3:44.983	35.240	1:25.708	1:44.035	3.400	3.983	19.895	6.312	314.0	16:43	43:52.021
11	3	3:51.454B	36.361	1:25.256	1:49.837		3.955	18.662		312.1	16:47	47:43.475
12	3	15:52.591	...	1:27.939	1:47.201	3.454		21.781	6.832	305.9	17:03	1:03:36.066
13	3	4:05.848B	34.988	1:27.417	2:03.443		3.983	25.464		311.2	17:07	1:07:41.914
14	3	24:14.839	...	1:27.674	1:46.385	3.441		20.573	6.627	305.1	17:31	1:31:56.753
15	3	3:41.169	34.687	1:25.554	1:40.928	3.421	3.998	18.211	6.008	312.1	17:35	1:35:37.922
16	3	3:39.288	34.167	1:24.421	1:40.700	3.428	3.988	18.121	6.068	315.8	17:39	1:39:17.210
17	3	3:42.495	34.388	1:24.482	1:43.625	3.436	3.985	19.562	6.263	312.1	17:42	1:42:59.705
18	3	3:51.317B	34.865	1:25.368	1:51.084		3.985	18.545		312.1	17:46	1:46:51.022
19	2	13:56.557	...	1:30.295	1:48.218	3.577		20.934	6.700	307.7	18:00	2:00:47.579
20	2	3:44.354	35.011	1:25.974	1:43.369	3.450	4.061	19.776	6.359	312.1	18:04	2:04:31.933
21	2	3:44.387	35.944	1:26.187	1:42.256	3.542	4.003	18.383	6.802	312.1	18:08	2:08:16.320
22	2	3:42.203	34.656	1:24.932	1:42.615	3.701	4.011	19.014	6.461	312.1	18:11	2:11:58.523
23	2	3:41.917	34.993	1:25.027	1:41.897	3.497	4.074	19.038	6.199	312.1	18:15	2:15:40.440
24	2	3:48.184B	34.499	1:24.835	1:48.850		4.001	17.938		313.0	18:19	2:19:28.624
25	2	18:29.969	...	1:27.984	1:42.097	3.489		18.839	6.430	300.0	18:37	2:37:58.593
26	2	3:39.821	34.431	1:24.949	1:40.441	3.456	4.006	18.579	5.963	309.5	18:41	2:41:38.414
27	2	3:37.928	34.116	1:24.528	1:39.284	3.439	3.999	17.587	5.983	310.3	18:45	2:45:16.342
28	2	3:47.003B	34.347	1:24.708	1:47.948		3.978	17.669		309.5	18:49	2:49:03.345
29	2	8:11.842	4:54.209	1:28.936	1:48.697	3.522		17.999	6.911	305.9	18:57	2:57:15.187
30	2	3:36.516	33.973	1:23.974	1:38.569	3.400	4.004	17.716	5.948	310.3	19:00	3:00:51.703
31	2	3:36.260	33.573	1:23.776	1:38.911	3.426	3.957	16.973	6.461	310.3	19:04	3:04:27.963
32	2	3:47.918B	35.160	1:24.170	1:48.588		3.965	18.039		309.5	19:08	3:08:15.881
33	1	7:29.912	4:06.620	1:32.550	1:50.742	3.620		21.239	6.803	288.8	19:15	3:15:45.793
34	1	3:51.764	37.147	1:28.335	1:46.282	3.497	4.069	20.335	6.667	309.5	19:19	3:19:37.557
35	1	3:47.703	35.920	1:26.833	1:44.950	3.623	4.027	19.661	6.424	309.5	19:23	3:23:25.260
36	1	3:46.035	35.805	1:26.682	1:43.548	3.432	4.054	19.238	6.401	308.6	19:27	3:27:11.295
37	1	3:44.789	35.886	1:26.344	1:42.559	3.445	3.996	18.690	6.243	307.7	19:30	3:30:56.084
38	1	3:46.859	35.867	1:26.149	1:44.843	3.454	3.999	20.728	6.398	308.6	19:34	3:34:42.943
39	1	3:41.925	35.083	1:25.450	1:41.392	3.423	3.998	18.204	6.110	310.3	19:38	3:38:24.868
40	1	3:42.944	34.781	1:26.805	1:41.358	3.465	3.989	18.520	6.220	310.3	19:42	3:42:07.812
41	1	3:42.283	34.720	1:26.622	1:40.941	3.485	4.001	17.967	6.190	311.2	19:45	3:45:50.095
42	1	3:42.381	36.023	1:25.522	1:40.836	3.450	4.005	18.147	6.088	313.0	19:49	3:49:32.476
43	1	3:40.022	34.546	1:24.590	1:40.886	3.501	3.988	18.430	5.943	309.5	19:53	3:53:12.498
44	1	4:01.761B	35.319	1:25.224	2:01.218		4.002	18.699		310.3	19:57	3:57:14.259

16		Pescarolo Team										Pescarolo Judd	
		Emmanuel Collard		Julien Jousse								LM P1	
		Christophe Tinseau											
1	1	5:05.217B	1:26.272	1:34.586	2:04.359			24.255		265.4	16:05	5:05.217	
2	1	6:23.070	3:08.400	1:28.579	1:46.091	3.603		20.196	6.741	314.9	16:11	11:28.287	
3	1	3:46.633	35.921	1:26.254	1:44.458	3.574	4.007	19.639	6.472	318.6	16:15	15:14.920	
4	1	3:57.581B	36.425	1:25.297	1:55.859		3.981	24.547		317.6	16:19	19:12.501	
5	1	6:42.982	3:32.184	1:28.611	1:42.187	3.506		18.844	6.381	320.5	16:25	25:55.483	
6	1	3:41.591	34.441	1:23.490	1:43.660	3.593	3.962	20.334	6.743	321.4	16:29	29:37.074	
7	1	3:39.859	34.602	1:23.537	1:41.720	3.694	3.967	19.852	6.260	321.4	16:33	33:16.933	
8	1	4:17.429B	40.338	1:41.646	1:55.445		4.002	21.907		234.8	16:37	37:34.362	
9	1	18:53.918	...	1:25.737	1:43.405	3.493		19.708	6.349	319.5	16:56	56:28.280	
10	1	3:36.418	34.826	1:23.351	1:38.241	3.393	3.947	17.530	6.015	319.5	17:00	1:00:04.698	
11	1	3:55.398B	34.539	1:33.708	1:47.151		3.922	17.775		322.4	17:04	1:04:00.096	
12	1	21:36.322	...	1:25.378	1:40.803	3.423		18.032	6.124	318.6	17:25	1:25:36.418	
13	1	3:36.408	34.283	1:23.501	1:38.624	3.530	3.921	17.421	6.051	321.4	17:29	1:29:12.826	
14	1	3:44.041B	34.452	1:23.060	1:46.529		3.960	17.708		324.3	17:32	1:32:56.867	



24 HEURES DU MANS 2011



24 HEURES DU MANS

ILMC

Free Practice

Sector Analysis

■ Personal Best ■ Session Best ■ Crossing the finish line in pit lane

Lap	D	Time	Sector 1	Sector 2	Sector 3	T6	T7	Porsche	Ford	T. Spd	Hour	Elapsed
15	2	7:07.519 B	3:45.483	1:27.345	1:54.691			18.784		319.5	17:40	1:40:04.386
16	2	4:10.152	1:00.056	1:28.771	1:41.325	3.461		18.138	6.545	291.1	17:44	1:44:14.538
17	2	3:43.935	34.967	1:25.218	1:43.750	3.503	3.938	20.613	6.647	308.6	17:47	1:47:58.473
18	2	3:40.951	34.505	1:24.545	1:41.901	3.412	3.954	19.198	6.987	322.4	17:51	1:51:39.424
19	2	3:38.883	34.679	1:23.510	1:40.694	3.577	3.913	18.980	6.343	323.4	17:55	1:55:18.307
20	2	3:46.467 B	35.117	1:23.507	1:47.843		3.967	18.077		323.4	17:59	1:59:04.774
21	2	18:51.570	...	1:26.435	1:42.824	3.411		18.430	6.469	310.3	18:17	2:17:56.344
22	2	3:40.509	34.465	1:23.544	1:42.500	3.517	3.925	20.253	6.813	321.4	18:21	2:21:36.853
23	2	3:37.141	34.365	1:23.142	1:39.634	3.461	3.937	18.409	6.326	323.4	18:25	2:25:13.994
24	2	3:49.451 B	34.419	1:24.171	1:50.861		3.924	19.289		321.4	18:29	2:29:03.445
25	2	12:12.466	9:05.183	1:25.492	1:41.791	3.457		19.317	6.490	318.6	18:41	2:41:15.911
26	2	3:37.385	34.399	1:23.758	1:39.228	3.451	3.942	17.788	6.344	322.4	18:44	2:44:53.296
27	2	3:50.319 B	34.219	1:23.681	1:52.419		3.927	20.931		322.4	18:48	2:48:43.615
28	3	8:16.839	5:04.135	1:26.955	1:45.749	4.310		20.545	6.978	302.5	18:57	2:57:00.454
29	3	3:56.000 B	37.405	1:26.076	1:52.519		4.392	19.604		315.8	19:00	3:00:56.454
30	3	6:41.492	3:35.049	1:25.808	1:40.635	3.377		18.626	6.358	309.5	19:07	3:07:37.946
31	3	3:37.219	34.307	1:23.470	1:39.442	3.476	3.901	17.712	6.811	321.4	19:11	3:11:15.165
32	3	3:38.382	34.261	1:23.848	1:40.273	3.404	3.935	19.203	6.200	323.4	19:14	3:14:53.547
33	3	3:36.006	34.032	1:23.356	1:38.618	3.515	3.906	17.902	6.252	326.3	19:18	3:18:29.553
34	3	3:52.529 B	35.103	1:24.450	1:52.976		3.939	22.167		301.7	19:22	3:22:22.082
35	3	8:32.351	5:26.778	1:25.234	1:40.339	3.401		18.810	6.412	304.2	19:30	3:30:54.433
36	3	3:35.129	34.266	1:23.000	1:37.863	3.390	3.919	17.298	6.126	323.4	19:34	3:34:29.562
37	3	3:34.721	34.130	1:22.721	1:37.870	3.463	3.917	17.133	6.073	322.4	19:38	3:38:04.283
38	3	3:48.065 B	34.943	1:24.527	1:48.595		3.940	19.002		320.5	19:41	3:41:52.348
39	3	10:21.710	7:19.017	1:24.061	1:38.632	3.416		17.556	6.091	320.5	19:52	3:52:14.058
40	3	3:37.034	35.060	1:22.935	1:39.039	3.388	3.933	17.166	6.017	321.4	19:55	3:55:51.092
41	3	3:36.239	35.188	1:23.551	1:37.500	3.396	3.909	17.158	6.102	321.4	19:59	3:59:27.331
42	3	3:36.522	34.250	1:22.796	1:39.476	3.538	3.906	17.685	6.281	324.3	20:03	4:03:03.853

20

Quifel-Asm Team

Miguel Amaral
Olivier Pla

Warren Hughes

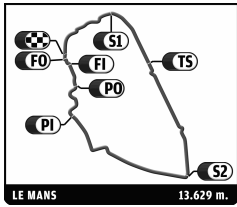
Zytek O9 SC

LM P1

1	2	5:14.259 B	1:33.216	1:37.932	2:03.111			22.362		224.5	16:05	5:14.259
2	2	7:15.486	3:48.860	1:35.776	1:50.850	3.566		21.735	7.247	248.8	16:12	12:29.745
3	2	3:55.755	36.678	1:29.636	1:49.441	3.579	4.053	21.454	7.559	260.2	16:16	16:25.500
4	2	3:51.328	35.955	1:28.975	1:46.398	3.435	4.012	20.282	6.657	300.0	16:20	20:16.828
5	2	3:48.972	35.805	1:27.288	1:45.879	3.436	3.979	20.286	6.649	308.6	16:24	24:05.800
6	2	3:46.736	35.130	1:26.849	1:44.757	3.450	3.968	20.371	6.639	305.9	16:27	27:52.536
7	2	4:01.125 B	36.291	1:28.736	1:56.098		3.965	21.724		284.2	16:31	31:53.661
8	2	10:13.144	6:58.987	1:28.580	1:45.577	3.399		20.601	6.595	288.8	16:42	42:06.805
9	2	3:51.552	37.989	1:28.820	1:44.743	3.433	3.967	20.088	6.642	300.8	16:45	45:58.357
10	2	3:44.001	34.962	1:26.092	1:42.947	3.420	3.979	19.502	6.362	305.1	16:49	49:42.358
11	2	3:43.458	34.774	1:26.004	1:42.680	3.395	3.968	19.381	6.408	305.1	16:53	53:25.816
12	2	3:55.130 B	35.639	1:26.526	1:52.965		3.961	20.271		307.7	16:57	57:20.946
13	2	7:55.224 B	4:32.483	1:26.982	1:55.759			22.789		305.1	17:05	1:05:16.170
14	2	31:38.627	...	1:31.166	1:47.067	3.414		20.648	6.518	264.1	17:36	1:36:54.797
15	2	3:45.591	35.140	1:26.019	1:44.432	3.385	3.971	20.281	6.666	308.6	17:40	1:40:40.388
16	2	3:44.491	34.690	1:25.055	1:44.746	3.382	3.956	20.530	6.409	306.8	17:44	1:44:24.879
17	2	3:54.717 B	34.852	1:25.475	1:54.390		3.960	22.202		305.1	17:48	1:48:19.596
18	2	8:33.896	5:19.972	1:25.377	1:48.547	3.399		19.775	7.180	305.9	17:56	1:56:53.492
19	2	3:41.694	34.919	1:24.970	1:41.805	3.414	3.972	19.250	6.168	307.7	18:00	2:00:35.186
20	2	4:05.354 B	36.096	1:33.603	1:55.655		3.971	20.738		252.9	18:04	2:04:40.540
21	1	9:14.510	5:56.673	1:29.703	1:48.134	3.739		20.185	7.327	303.4	18:13	2:13:55.050
22	1	3:51.804	35.918	1:28.896	1:46.990	3.656	4.098	20.011	7.314	305.1	18:17	2:17:46.854
23	1	3:49.908	36.174	1:27.478	1:46.256	3.654	4.079	20.047	7.019	305.9	18:21	2:21:36.762
24	1	3:49.567	36.382	1:27.169	1:46.016	3.653	4.069	20.058	6.955	309.5	18:25	2:25:26.329
25	1	3:50.218	36.253	1:27.347	1:46.618	3.651	4.055	20.422	6.907	310.3	18:29	2:29:16.547
26	1	3:51.226	36.515	1:29.167	1:45.544	3.582	4.059	20.093	6.727	308.6	18:33	2:33:07.773



24 HEURES DU MANS 2011



24 HEURES DU MANS

ILMC

Free Practice

Sector Analysis

■ Personal Best ■ Session Best B Crossing the finish line in pit lane

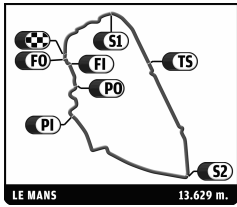
Lap	D	Time	Sector 1	Sector 2	Sector 3	T6	T7	Porsche	Ford	T. Spd	Hour	Elapsed
27	1	3:48.999	35.889	1:28.366	1:44.744	3.602	4.028	19.487	6.710	305.1	18:36	2:36:56.772
28	1	3:55.649B	35.715	1:27.246	1:52.688		4.038	19.409		308.6	18:40	2:40:52.421
29	1	9:35.862	6:22.852	1:28.365	1:44.645	3.577		19.477	6.511	307.7	18:50	2:50:28.283
30	1	3:46.972	35.456	1:27.388	1:44.128	3.673	4.048	19.450	6.683	305.9	18:54	2:54:15.255
31	1	3:48.473	35.313	1:26.894	1:46.266	3.592	4.060	20.524	6.759	311.2	18:58	2:58:03.728
32	1	3:47.072	34.936	1:27.810	1:44.326	3.584	4.028	19.401	6.605	304.2	19:01	3:01:50.800
33	1	3:46.887	35.595	1:27.054	1:44.238	3.586	4.035	19.506	6.763	305.1	19:05	3:05:37.687
34	1	3:55.647B	36.205	1:27.192	1:52.250		4.039	19.642		305.9	19:09	3:09:33.334
35	3	9:17.905B	5:40.264	1:29.812	2:07.829			23.785		274.1	19:18	3:18:51.239
36	3	4:08.964	58.191	1:26.750	1:44.023	3.465		19.404	6.666	309.5	19:23	3:23:00.203
37	3	3:46.464	35.605	1:26.906	1:43.953	3.406	3.985	20.052	6.640	308.6	19:26	3:26:46.667
38	3	3:42.233	34.912	1:25.833	1:41.488	3.451	3.967	18.638	6.254	314.0	19:30	3:30:28.900
39	3	4:31.114B	39.248	1:45.778	2:06.088			24.197		211.4	19:35	3:35:00.014

22		Kronos Racing	Bas Leinders									Lola Aston Martin	
		Vanina Ickx										LM P1	
		Maxime Martin											
1	1	12:23.180B	8:45.974	1:35.281	2:01.925			24.211		264.7	16:12	12:23.180	
2	1	13:50.834	...	1:30.038	1:49.245	3.534		21.826	7.228	300.8	16:26	26:14.014	
3	1	3:52.663	37.587	1:28.411	1:46.665	3.636	3.975	20.712	6.901	304.2	16:30	30:06.677	
4	1	3:50.690	36.502	1:27.712	1:46.476	3.467	4.016	20.854	7.202	305.9	16:33	33:57.367	
5	1	3:48.684	36.262	1:27.531	1:44.891	3.432	3.945	20.218	6.902	306.8	16:37	37:46.051	
6	1	3:49.218	36.118	1:27.010	1:46.090	3.452	3.949	20.065	6.958	305.9	16:41	41:35.269	
7	1	3:58.581B	35.819	1:27.669	1:55.093		3.949	20.439		297.5	16:45	45:33.850	
8	1	18:36.087	...	1:28.684	1:44.136	3.455		19.868	6.650	294.3	17:04	1:04:09.937	
9	1	4:26.476B	35.309	1:28.434	2:22.733		3.966	33.053		305.1	17:08	1:08:36.413	
10	1	45:43.048	...	1:28.818	1:43.607	3.423		19.291	6.957	283.5	17:54	1:54:19.461	
11	1	3:47.475	36.696	1:27.156	1:43.623	3.465	3.953	19.554	6.549	305.1	17:58	1:58:06.936	
12	1	3:44.369	35.350	1:25.989	1:43.030	3.402	3.962	19.576	6.435	306.8	18:01	2:01:51.305	
13	1	3:49.430B	34.728	1:25.440	1:49.262		3.940	18.733		304.2	18:05	2:05:40.735	
14	1	19:24.066	...	1:29.312	1:47.786	3.537		22.030	6.759	302.5	18:25	2:25:04.801	
15	1	3:45.923	35.553	1:26.123	1:44.247	3.486	3.971	19.447	6.595	305.9	18:28	2:28:50.724	
16	1	3:42.803	35.198	1:25.584	1:42.021	3.434	3.961	18.953	6.503	305.1	18:32	2:32:33.527	
17	1	3:48.295	36.034	1:27.976	1:44.285	3.503	3.935	20.534	6.545	305.9	18:36	2:36:21.822	
18	1	3:45.825	37.060	1:26.678	1:42.087	3.409	3.952	18.865	6.508	305.1	18:40	2:40:07.647	
19	1	3:52.865B	36.085	1:25.425	1:51.355		3.933	19.139		304.2	18:44	2:44:00.512	
20	2	23:01.950	...	1:26.951	1:43.304	3.410		19.181	6.474	299.2	19:07	3:07:02.462	
21	2	3:43.886	35.582	1:26.536	1:41.768	3.384	3.940	18.876	6.414	304.2	19:10	3:10:46.348	
22	2	3:47.767	35.059	1:25.854	1:46.854	3.390	3.925	22.430	6.404	307.7	19:14	3:14:34.115	
23	2	3:41.962	35.137	1:25.072	1:41.758	3.499	3.933	19.356	6.372	305.9	19:18	3:18:16.077	
24	2	3:51.969B	35.265	1:27.163	1:49.541		3.960	18.401		305.1	19:22	3:22:08.046	
25	3	9:59.929	6:23.175	1:37.480	1:59.274	3.757		25.268	7.838	288.8	19:32	3:32:07.975	
26	3	4:09.651	40.895	1:32.200	1:56.556	3.630	4.051	23.964	7.401	289.5	19:36	3:36:17.626	
27	3	4:00.427	38.514	1:30.383	1:51.530	3.560	4.000	22.643	6.987	299.2	19:40	3:40:18.053	
28	3	3:58.831	38.326	1:29.107	1:51.398	3.555	3.993	23.592	7.024	303.4	19:44	3:44:16.884	
29	3	3:57.383	37.645	1:29.080	1:50.658	3.487	3.993	21.462	7.073	304.2	19:48	3:48:14.267	
30	3	4:07.580B	37.161	1:29.020	2:01.399		3.972	21.929		307.7	19:52	3:52:21.847	
31	3	6:17.762	3:02.034	1:28.571	1:47.157	3.483		21.128	6.837	303.4	19:58	3:58:39.609	
32	3	3:50.584	36.408	1:27.760	1:46.416	3.391	3.960	20.794	6.786	304.2	20:02	4:02:30.193	

24		Oak Racing	Jean-François Yvon									Oak Pescarolo-Judd	
		Jacques Nicolet										LM P1	
		Richard Hein											
1	2	5:55.873B	1:59.200	1:43.306	2:13.367			25.677		214.3	16:05	5:55.873	
2	2	9:07.573	5:41.498	1:32.707	1:53.368	3.874		22.839	7.879	288.8	16:15	15:03.446	
3	2	4:05.610	38.781	1:31.028	1:55.801	3.706	4.154	25.822	7.832	305.1	16:19	19:09.056	
4	2	4:06.597B	36.689	1:29.850	2:00.058		4.069	21.833		307.7	16:23	23:15.653	
5	2	22:16.496B	...	1:31.349	2:38.642			32.510		306.8	16:45	45:32.149	
6	2	13:01.967B	9:26.890	1:36.018	1:59.059			22.263		260.2	16:58	58:34.116	



24 HEURES DU MANS 2011



24 HEURES DU MANS

ILMC

Free Practice

Sector Analysis

■ Personal Best ■ Session Best B Crossing the finish line in pit lane

Lap	D	Time	Sector 1	Sector 2	Sector 3	T6	T7	Porsche	Ford	T. Spd	Hour	Elapsed
7	2	5:12.030	1:54.337	1:30.860	1:46.833	3.696		20.442	7.281	279.8	17:03	1:03:46.146
8	2	4:47.116B	35.988	1:35.414	2:35.714		4.063	34.936		308.6	17:08	1:08:33.262
9	3	19:47.303	...	1:35.515	1:50.439	3.716		21.444	7.283	244.9	17:28	1:28:20.565
10	3	3:52.580	36.635	1:28.691	1:47.254	3.689	4.067	20.143	6.842	309.5	17:32	1:32:13.145
11	3	3:54.579	36.679	1:28.083	1:49.817	3.740	4.058	22.206	7.006	310.3	17:36	1:36:07.724
12	3	3:50.060	35.818	1:28.305	1:45.937	3.683	4.069	19.626	6.941	310.3	17:39	1:39:57.784
13	3	4:04.140B	35.608	1:27.314	2:01.218		4.051	21.250		309.5	17:44	1:44:01.924
14	3	8:54.579	5:33.896	1:33.319	1:47.364	3.689		19.417	7.517	254.7	17:52	1:52:56.503
15	3	3:48.154	36.005	1:27.303	1:44.846	3.775	4.070	19.257	6.641	311.2	17:56	1:56:44.657
16	3	3:49.555	35.941	1:27.593	1:46.021	3.832	4.094	19.229	6.633	311.2	18:00	2:00:34.212
17	3	3:52.282	37.985	1:27.625	1:46.672	3.709	4.150	19.113	6.984	304.2	18:04	2:04:26.494
18	3	3:49.507	36.138	1:27.935	1:45.434	3.737	4.068	18.979	6.620	305.9	18:08	2:08:16.001
19	3	3:53.655	36.627	1:28.430	1:48.598	3.753	4.091	19.959	7.134	259.6	18:12	2:12:09.656
20	3	4:02.753B	38.417	1:28.391	1:55.945		4.085	19.628		309.5	18:16	2:16:12.409
21	1	8:40.115	5:21.229	1:31.385	1:47.501	3.678		20.792	7.069	272.0	18:24	2:24:52.524
22	1	3:51.806	36.502	1:28.272	1:47.032	3.745	4.066	20.994	6.740	271.4	18:28	2:28:44.330
23	1	3:48.060	36.477	1:26.959	1:44.624	3.595	4.104	19.545	6.580	311.2	18:32	2:32:32.390
24	1	3:48.974	36.644	1:27.972	1:44.358	3.661	4.062	20.226	6.397	308.6	18:36	2:36:21.364
25	1	4:01.131B	37.459	1:29.113	1:54.559		4.063	19.871		308.6	18:40	2:40:22.495
26	1	8:52.023	5:39.945	1:28.924	1:43.154	3.639		19.169	6.358	291.9	18:49	2:49:14.518
27	1	3:43.500	35.287	1:26.697	1:41.516	3.524	4.050	18.616	6.269	310.3	18:52	2:52:58.018
28	1	3:41.801	34.772	1:25.597	1:41.432	3.506	3.998	18.680	6.172	312.1	18:56	2:56:39.819
29	1	3:44.642	35.858	1:26.582	1:42.202	3.553	3.997	18.940	6.424	305.9	19:00	3:00:24.461
30	1	3:42.394	34.793	1:25.788	1:41.813	3.597	4.021	18.952	6.245	306.8	19:04	3:04:06.855
31	1	3:45.680	36.518	1:26.354	1:42.808	3.518	4.023	19.178	6.277	302.5	19:07	3:07:52.535
32	1	3:44.291	34.666	1:26.423	1:43.202	3.475	3.992	19.413	6.263	292.7	19:11	3:11:36.826
33	1	3:59.041B	34.803	1:27.139	1:57.099		3.970	20.536		291.9	19:15	3:15:35.867
34	2	11:47.741	8:29.239	1:30.518	1:47.984	3.623		22.207	7.138	229.8	19:27	3:27:23.608
35	2	3:48.005	36.046	1:27.243	1:44.716	3.656	4.048	19.657	6.848	313.0	19:31	3:31:11.613
36	2	3:52.329	36.213	1:27.139	1:48.977	3.772	4.058	23.444	6.939	311.2	19:35	3:35:03.942
37	2	3:49.115	35.719	1:27.199	1:46.197	3.766	4.087	21.274	6.742	312.1	19:38	3:38:53.057
38	2	3:49.153	35.639	1:27.630	1:45.884	3.715	4.088	20.032	7.045	310.3	19:42	3:42:42.210
39	2	3:47.191	35.444	1:27.579	1:44.168	3.569	4.062	19.514	6.715	310.3	19:46	3:46:29.401
40	2	3:44.782	35.137	1:26.766	1:42.879	3.767	4.014	18.896	6.637	310.3	19:50	3:50:14.183
41	2	3:46.536	35.288	1:26.886	1:44.362	3.631	4.075	19.677	7.217	308.6	19:54	3:54:00.719
42	2	3:45.998	35.440	1:26.651	1:43.907	3.536	4.054	19.492	6.707	309.5	19:57	3:57:46.717
43	2	3:45.953	35.325	1:26.415	1:44.213	3.525	4.008	19.070	6.628	311.2	20:01	4:01:32.670

26

Signatech Nissan
Franck Mailleux
Lucas Ordoñez

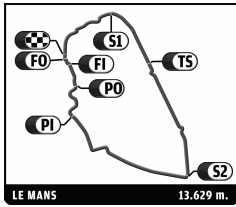
Soheil Ayari

Oreca 03-Nissan
LM P2

1	3	6:42.100	3:15.875	1:36.257	1:49.968	3.876		20.443	6.835	266.0	16:06	6:42.100
2	3	3:52.008	36.893	1:30.036	1:45.079	3.533	4.239	18.800	6.357	291.9	16:10	10:34.108
3	3	3:50.189	35.978	1:29.639	1:44.572	3.571	4.132	18.322	6.491	294.3	16:14	14:24.297
4	3	3:46.440	35.295	1:28.735	1:42.410	3.479	4.138	17.780	6.128	292.7	16:18	18:10.737
5	3	3:57.472B	35.915	1:29.631	1:51.926		4.092	18.418		291.9	16:22	22:08.209
6	3	9:29.458	6:14.116	1:31.801	1:43.541	3.565		17.882	6.225	285.0	16:31	31:37.667
7	3	3:47.691	36.541	1:29.038	1:42.112	3.584	4.148	17.405	6.050	287.2	16:35	35:25.358
8	3	3:49.616	34.775	1:27.719	1:47.122	3.512	4.150	20.299	6.954	288.0	16:39	39:14.974
9	3	4:03.527B	38.353	1:30.077	1:55.097		4.111	17.659		288.8	16:43	43:18.501
10	3	9:51.034	6:37.692	1:28.726	1:44.616	3.596		19.019	6.766	298.3	16:53	53:09.535
11	3	3:43.397	34.909	1:26.456	1:42.032	3.578	4.136	18.120	6.071	296.7	16:56	56:52.932
12	3	3:48.826	36.319	1:27.460	1:45.047	3.628	4.122	19.586	6.431	297.5	17:00	1:00:41.758
13	3	3:51.129	36.907	1:27.504	1:46.718	3.573	4.129	18.880	6.861	297.5	17:04	1:04:32.887
14	3	4:33.873B	36.199	1:31.114	2:26.560		4.125	29.194		284.2	17:09	1:09:06.760
15	3	17:42.768	...	1:30.919	1:44.405	3.715		18.481	6.365	270.7	17:26	1:26:49.528
16	3	3:48.247	36.146	1:28.580	1:43.521	3.520	4.177	17.965	6.467	294.3	17:30	1:30:37.775
17	3	3:48.943	35.287	1:30.352	1:43.304	3.504	4.105	17.549	6.205	296.7	17:34	1:34:26.718



24 HEURES DU MANS 2011



24 HEURES DU MANS

ILMC

Free Practice

Sector Analysis

Lap	D	Time	Sector 1	Sector 2	Sector 3	T6	T7	Porsche	Ford	T. Spd	Hour	Elapsed
18	3	3:44.406	35.134	1:27.092	1:42.180	3.597	4.103	18.234	6.174	296.7	17:38	1:38:11.124
19	3	3:59.058 B	36.817	1:28.102	1:54.139		4.126	19.727		294.3	17:42	1:42:10.182
20	1	6:47.212	3:24.984	1:32.511	1:49.717	3.492		21.012	6.594	291.9	17:48	1:48:57.394
21	1	4:02.754	46.030	1:31.458	1:45.266	3.456	4.109	19.095	6.458	223.6	17:53	1:53:00.148
22	1	3:46.299	35.056	1:28.269	1:42.974	3.439	4.093	18.306	6.122	294.3	17:56	1:56:46.447
23	1	3:48.120	35.108	1:27.956	1:45.056	3.603	4.083	19.674	6.271	296.7	18:00	2:00:34.567
24	1	3:59.386 B	35.775	1:27.982	1:55.629		4.145	18.700		293.5	18:04	2:04:33.953
25	1	11:12.520	7:54.693	1:28.837	1:48.990	3.483		20.322	7.962	291.1	18:15	2:15:46.473
26	1	3:47.719	35.167	1:28.810	1:43.742	3.472	4.092	18.438	6.406	293.5	18:19	2:19:34.192
27	1	3:45.704	34.891	1:27.377	1:43.436	3.443	4.082	18.683	6.283	293.5	18:23	2:23:19.896
28	1	3:57.687 B	36.972	1:29.311	1:51.404		4.073	18.133		295.1	18:27	2:27:17.583
29	1	10:00.558	6:46.019	1:29.306	1:45.233	3.530		19.817	6.392	294.3	18:37	2:37:18.141
30	1	3:45.701	35.025	1:28.252	1:42.424	3.460	4.121	17.990	6.161	295.9	18:41	2:41:03.842
31	1	3:44.930	35.527	1:27.343	1:42.060	3.453	4.081	17.820	6.094	295.9	18:44	2:44:48.772
32	1	3:56.075 B	35.319	1:27.612	1:53.144		4.082	20.346		295.1	18:48	2:48:44.847
33	1	8:15.277	5:00.138	1:28.378	1:46.761	3.642		19.681	6.632	290.3	18:57	2:57:00.124
34	1	3:52.786 B	35.054	1:27.815	1:49.917		4.134	17.998		291.9	19:00	3:00:52.910
35	2	7:06.180	3:41.273	1:32.508	1:52.399	3.596		22.675	6.903	283.5	19:07	3:07:59.090
36	2	3:52.907	36.694	1:30.149	1:46.064	3.518	4.154	19.543	6.603	292.7	19:11	3:11:51.997
37	2	3:52.925	35.792	1:28.693	1:48.440	3.863	4.116	19.140	8.549	295.1	19:15	3:15:44.922
38	2	3:58.739	36.573	1:29.406	1:52.760	3.578	4.214	24.274	6.672	295.1	19:19	3:19:43.661
39	2	3:49.280	35.353	1:28.418	1:45.509	3.622	4.133	19.429	6.400	293.5	19:23	3:23:32.941
40	2	3:52.099	35.389	1:28.488	1:48.222	3.541	4.140	21.820	6.515	295.1	19:27	3:27:25.040
41	2	3:47.357	35.198	1:28.301	1:43.858	3.559	4.113	18.478	6.445	295.9	19:31	3:31:12.397
42	2	3:52.927	35.986	1:28.677	1:48.264	3.567	4.118	20.104	6.615	295.1	19:35	3:35:05.324
43	2	3:52.011	36.609	1:30.002	1:45.400	3.589	4.113	18.877	6.202	297.5	19:38	3:38:57.335
44	2	3:54.197	37.402	1:29.739	1:47.056	3.515	4.112	21.257	6.441	289.5	19:42	3:42:51.532
45	2	3:59.120 B	35.370	1:30.689	1:53.061	3.540	4.103	18.542		299.2	19:46	3:46:50.652
46	2	4:52.323	1:38.189	1:28.687	1:45.447	3.640		18.416	6.780	295.1	19:51	3:51:42.975
47	2	3:47.422	35.653	1:28.017	1:43.752	3.574	4.168	18.335	6.305	295.1	19:55	3:55:30.397
48	2	3:48.209	36.175	1:28.387	1:43.647	3.514	4.140	18.545	6.179	295.1	19:59	3:59:18.606
49	2	3:45.726	34.954	1:27.504	1:43.268	3.553	4.118	18.167	6.514	295.1	20:03	4:03:04.332

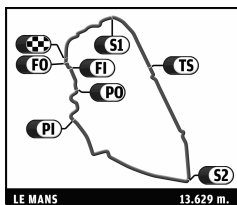
33	Level 5 Motorsports		Joao Barbosa		LM P2							
	Scott Tucker		Christophe Bouchut									
1	1	5:52.311 B	1:57.445	1:43.427	2:11.439			25.942		256.5	16:05	5:52.311

35	Oak Racing		Patrice Lafargue		LM P2							
	Andrea Barlesi		Frédéric Da Rocha									

Lap	D	Time	Sector 1	Sector 2	Sector 3	T6	T7	Porsche	Ford	T. Spd	Hour	Elapsed
1	2	5:20.382 B	1:24.838	1:44.257	2:11.287			24.171		198.9	16:05	5:20.382
2	2	7:58.582	4:25.012	1:34.735	1:58.835	4.777		23.772	8.266	268.0	16:13	13:18.964
3	2	4:20.269 B	42.638	1:33.459	2:04.172		4.685	22.339		267.3	16:17	17:39.233
4	2	7:58.835	4:34.557	1:31.795	1:52.483	3.956		21.803	8.018	300.8	16:25	25:38.068
5	2	4:15.036 B	38.446	1:31.091	2:05.499		4.234	23.227		301.7	16:29	29:53.104
6	2	11:02.933	7:32.600	1:33.729	1:56.604	4.157		22.661	8.137	297.5	16:40	40:56.037
7	2	4:17.116 B	38.878	1:32.143	2:06.095		4.332	23.269		299.2	16:45	45:13.153
8	2	15:27.602	...	1:32.261	1:54.002	4.199		22.356	8.006	298.3	17:00	1:00:40.755
9	2	4:05.982	39.980	1:32.465	1:53.537	4.017	4.330	21.684	8.714	301.7	17:04	1:04:46.737
10	2	5:00.867 B	42.514	1:44.857	2:33.496		4.270	33.550		223.1	17:09	1:09:47.604
11	2	16:16.958	...	1:31.586	1:52.898	3.943		21.368	7.935	297.5	17:26	1:26:04.562
12	2	4:14.282 B	38.580	1:31.745	2:03.957		4.235	22.988		301.7	17:30	1:30:18.844
13	2	7:57.318	4:33.502	1:31.138	1:52.678	3.966		22.257	8.039	301.7	17:38	1:38:16.162
14	2	4:02.403	38.204	1:30.820	1:53.379	3.893	4.258	22.334	8.761	302.5	17:42	1:42:18.565
15	2	3:59.773	38.523	1:30.430	1:50.820	3.885	4.227	21.383	7.914	302.5	17:46	1:46:18.338
16	2	4:22.789 B	37.821	1:32.825	2:12.143		4.217	22.918		302.5	17:50	1:50:41.127
17	1	9:38.620	6:05.670	1:34.084	1:58.866	4.163		23.755	7.554	300.0	18:00	2:00:19.747
18	1	4:01.684	38.488	1:30.562	1:52.634	3.958	4.364	22.043	7.434	300.8	18:04	2:04:21.431



24 HEURES DU MANS 2011



24 HEURES DU MANS

ILMC
Free Practice

Sector Analysis

■ Personal Best ■ Session Best B Crossing the finish line in pit lane

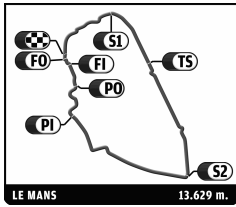
Lap	D	Time	Sector 1	Sector 2	Sector 3	T6	T7	Porsche	Ford	T. Spd	Hour	Elapsed
19	1	3:59.695	38.194	1:30.416	1:51.085	3.672	4.280	21.109	6.674	302.5	18:08	2:08:21.126
20	1	3:58.387	37.787	1:29.723	1:50.877	3.490	4.183	22.174	6.371	301.7	18:12	2:12:19.513
21	1	3:56.198	36.925	1:29.984	1:49.289	3.526	4.105	21.371	6.381	301.7	18:16	2:16:15.711
22	1	4:06.783 B	38.814	1:30.861	1:57.108		4.115	21.693		300.8	18:20	2:20:22.494
23	1	7:13.515	3:49.907	1:31.182	1:52.426	3.761		21.629	6.928	298.3	18:27	2:27:36.009
24	1	3:56.956	37.503	1:29.583	1:49.870	3.774	4.205	21.331	6.954	301.7	18:31	2:31:32.965
25	1	3:55.225	36.979	1:29.482	1:48.764	3.700	4.204	21.135	6.778	300.8	18:35	2:35:28.190
26	1	3:52.942	36.526	1:29.023	1:47.393	3.671	4.169	20.710	6.576	301.7	18:39	2:39:21.132
27	1	4:04.852 B	36.244	1:31.152	1:57.456		4.159	21.666		301.7	18:43	2:43:25.984
28	1	7:52.820	4:33.762	1:29.982	1:49.076	3.663		20.597	7.261	301.7	18:51	2:51:18.804
29	1	3:58.132	37.353	1:30.702	1:50.077	3.672	4.177	20.150	6.699	304.2	18:55	2:55:16.936
30	1	3:53.339	36.713	1:28.767	1:47.859	3.700	4.177	20.571	6.700	300.8	18:59	2:59:10.275
31	1	3:52.363	36.648	1:28.690	1:47.025	3.687	4.184	20.086	6.649	299.2	19:03	3:03:02.638
32	1	3:55.041	37.550	1:29.099	1:48.392	3.723	4.178	20.327	6.877	299.2	19:06	3:06:57.679
33	1	4:05.001 B	36.617	1:32.369	1:56.015		4.181	20.460		300.8	19:11	3:11:02.680
34	3	8:42.584	5:09.316	1:35.313	1:57.955	3.948		24.154	7.714	264.1	19:19	3:19:45.264
35	3	4:07.179	39.017	1:32.769	1:55.393	3.833	4.256	23.574	7.454	298.3	19:23	3:23:52.443
36	3	4:04.908	38.411	1:32.086	1:54.411	3.907	4.209	23.247	7.249	300.0	19:27	3:27:57.351
37	3	4:03.291	38.290	1:32.383	1:52.618	3.864	4.237	22.885	6.930	291.1	19:32	3:32:00.642
38	3	4:13.639 B	38.347	1:32.288	2:03.004		4.212	22.703		302.5	19:36	3:36:14.281
39	3	5:31.609	1:57.010	1:37.866	1:56.733	4.025		24.812	7.454	255.9	19:41	3:41:45.890
40	3	4:01.039	38.440	1:31.504	1:51.095	3.931	4.283	21.435	7.094	299.2	19:45	3:45:46.929
41	3	3:59.461	38.493	1:30.494	1:50.474	3.920	4.261	21.270	7.024	305.1	19:49	3:49:46.390
42	3	4:03.282	38.037	1:30.957	1:54.288	4.443	4.258	21.410	7.589	301.7	19:53	3:53:49.672
43	3	4:01.807	38.668	1:30.983	1:52.156	3.717	4.397	21.898	7.494	302.5	19:57	3:57:51.479
44	3	3:59.998	37.939	1:30.362	1:51.697	4.076	4.183	21.354	7.408	300.8	20:01	4:01:51.477

36	RML	Ben Collins	Honda Performance Development Av 01 D										
	Tommy Erdos		LM P2										
	Mike Newton												

1	1	8:05.240 B	4:13.157	1:44.834	2:07.249			24.364		192.5	16:08	8:05.240
2	1	22:09.866	...	1:33.588	1:48.390	3.626		20.386	6.806	284.2	16:30	30:15.106
3	1	3:52.981	36.515	1:30.570	1:45.896	3.537	4.218	19.269	6.475	292.7	16:34	34:08.087
4	1	3:52.515	36.263	1:29.833	1:46.419	3.599	4.196	19.120	6.581	291.1	16:38	38:00.602
5	1	3:54.188	37.838	1:29.736	1:46.614	3.520	4.204	19.222	6.341	291.9	16:41	41:54.790
6	1	3:49.370	35.966	1:29.085	1:44.319	3.592	4.194	18.489	6.230	292.7	16:45	45:44.160
7	1	4:00.442 B	35.950	1:29.533	1:54.959		4.226	19.919		292.7	16:49	49:44.602
8	1	43:41.657	...	1:31.658	1:45.099	3.503		18.902	6.307	288.8	17:33	1:33:26.259
9	1	3:51.435	35.579	1:28.993	1:46.863	3.523	4.168	20.000	6.346	293.5	17:37	1:37:17.694
10	1	3:55.909 B	35.472	1:28.284	1:52.153		4.172	18.493		293.5	17:41	1:41:13.603
11	1	12:53.291	9:29.447	1:35.877	1:47.967	3.606		20.659	6.580	208.9	17:54	1:54:06.894
12	1	3:50.217	35.666	1:29.812	1:44.739	3.555	4.234	18.746	6.296	294.3	17:57	1:57:57.111
13	1	3:49.347	35.639	1:29.004	1:44.704	3.554	4.220	18.510	6.252	292.7	18:01	2:01:46.458
14	1	3:50.603	35.890	1:29.647	1:45.066	3.549	4.218	18.823	6.415	291.9	18:05	2:05:37.061
15	1	4:00.589 B	36.979	1:29.168	1:54.442		4.205	20.196		292.7	18:09	2:09:37.650
16	1	13:41.634	...	1:31.338	1:44.424	3.521		18.636	6.189	290.3	18:23	2:23:19.284
17	1	3:49.471	36.280	1:29.412	1:43.779	3.515	4.204	18.420	6.253	292.7	18:27	2:27:08.755
18	1	4:31.662 B	35.354	1:44.273	2:12.035		4.200	25.802		177.3	18:31	2:31:40.417
19	2	10:51.515	7:23.421	1:34.797	1:53.297	4.053		22.081	8.006	291.1	18:42	2:42:31.932
20	2	4:04.240	38.744	1:33.262	1:52.234	3.858	4.368	21.792	7.509	292.7	18:46	2:46:36.172
21	2	4:01.675	38.023	1:32.737	1:50.915	3.909	4.319	21.177	7.284	291.9	18:50	2:50:37.847
22	2	3:59.479	37.484	1:31.719	1:50.276	3.759	4.309	21.318	7.139	291.9	18:54	2:54:37.326
23	2	4:16.840 B	39.071	1:34.395	2:03.374		4.266	23.366		259.6	18:58	2:58:54.166
24	2	8:06.756	4:39.369	1:33.603	1:53.784	3.914		21.699	7.296	288.8	19:07	3:07:00.922
25	2	4:00.081	38.183	1:31.899	1:49.999	3.757	4.317	21.003	7.070	289.5	19:11	3:11:01.003
26	2	3:57.481	36.846	1:31.503	1:49.132	3.636	4.277	21.171	7.079	291.9	19:14	3:14:58.484
27	2	3:56.270	36.936	1:30.677	1:48.657	3.672	4.237	20.545	7.027	291.9	19:18	3:18:54.754
28	2	3:56.178	36.897	1:30.977	1:48.304	3.636	4.227	20.633	7.061	291.9	19:22	3:22:50.932



24 HEURES DU MANS 2011



24 HEURES DU MANS

ILMC

Free Practice

Sector Analysis

■ Personal Best ■ Session Best B Crossing the finish line in pit lane

Lap	D	Time	Sector 1	Sector 2	Sector 3	T6	T7	Porsche	Ford	T. Spd	Hour	Elapsed
29	2	3:56.968	37.112	1:30.651	1:49.205	3.677	4.219	20.842	7.354	292.7	19:26	3:26:47.900
30	2	4:14.908B	38.997	1:33.219	2:02.692		4.229	22.597		292.7	19:31	3:31:02.808
31	3	6:27.188	3:00.486	1:33.733	1:52.969	3.682		22.400	7.124	289.5	19:37	3:37:29.996
32	3	4:00.460	38.712	1:32.167	1:49.581	3.630	4.263	21.275	6.711	291.1	19:41	3:41:30.456
33	3	3:56.444	37.190	1:31.284	1:47.970	3.629	4.255	20.313	6.408	291.1	19:45	3:45:26.900
34	3	3:55.531	36.640	1:30.084	1:48.807	3.603	4.242	20.248	7.451	293.5	19:49	3:49:22.431
35	3	3:55.907	36.304	1:30.177	1:49.426	3.610	4.219	21.873	6.479	295.9	19:53	3:53:18.338
36	3	3:53.501	36.204	1:29.939	1:47.358	3.508	4.223	20.043	6.703	295.1	19:57	3:57:11.839
37	3	3:53.937	36.925	1:30.091	1:46.921	3.602	4.174	20.280	6.290	294.3	20:01	4:01:05.776

39	Pecom Racing	Lola B11/40-Judd Bmw									
	Luis Perez-Companc	LM P2									
	Matias Russo	Pierre Kaffer									

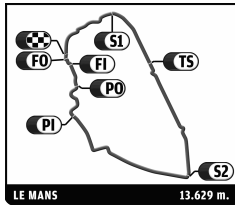
1	3	12:33.459B	8:12.784	1:57.302	2:23.373			22.733		208.5	16:12	12:33.459
2	3	17:03.555	...	1:35.960	1:54.627	3.829		21.949	7.192	257.1	16:29	29:37.014
3	3	4:13.658B	40.617	1:34.167	1:58.874		4.251	21.473		244.9	16:33	33:50.672
4	3	20:53.692	...	1:35.683	1:49.451	3.622		20.554	6.950	244.3	16:54	54:44.364
5	3	3:55.855	36.677	1:31.546	1:47.632	3.593	4.175	20.170	6.541	288.8	16:58	58:40.219
6	3	3:51.398	36.178	1:29.767	1:45.453	3.603	4.161	19.342	6.331	289.5	17:02	1:02:31.617
7	3	4:28.959B	35.998	1:30.041	2:22.920		4.166	33.359		289.5	17:07	1:07:00.576
8	3	20:28.674	...	1:32.530	1:47.057	3.545		20.072	6.369	276.2	17:27	1:27:29.250
9	3	3:47.346	35.632	1:28.628	1:43.086	3.480	4.162	18.591	6.146	293.5	17:31	1:31:16.596
10	3	3:49.234	36.346	1:29.480	1:43.408	3.523	4.143	18.772	6.317	296.7	17:35	1:35:05.830
11	3	3:46.993	35.530	1:28.047	1:43.416	3.454	4.147	18.897	6.096	294.3	17:38	1:38:52.823
12	3	3:46.133	35.621	1:27.733	1:42.779	3.534	4.131	18.238	6.376	295.1	17:42	1:42:38.956
13	3	3:51.051	35.470	1:31.279	1:44.302	3.663	4.150	18.701	6.563	274.1	17:46	1:46:30.007
14	3	3:59.040	35.491	1:28.042	1:55.507	3.493	4.195	20.803	6.749	294.3	17:50	1:50:29.047
15	3	3:56.900B	35.985	1:28.717	1:52.198		4.117	18.726		293.5	17:54	1:54:25.947
16	1	17:57.125	...	1:33.306	1:51.369	3.853		21.129	7.262	286.5	18:12	2:12:23.072
17	1	4:00.836	37.654	1:33.619	1:49.563	3.835	4.241	20.275	7.329	294.3	18:16	2:16:23.908
18	1	3:57.180	37.306	1:30.737	1:49.137	3.785	4.257	20.259	7.325	290.3	18:20	2:20:21.088
19	1	3:55.995	37.044	1:30.240	1:48.711	3.757	4.239	20.086	7.114	292.7	18:24	2:24:17.083
20	1	3:56.730	37.090	1:30.862	1:48.778	3.658	4.226	20.923	6.803	289.5	18:28	2:28:13.813
21	1	3:55.399	37.383	1:30.297	1:47.719	3.661	4.188	20.080	6.988	289.5	18:32	2:32:09.212
22	1	3:53.995	36.861	1:29.813	1:47.321	3.664	4.176	20.074	6.875	291.1	18:36	2:36:03.207
23	1	3:55.580	36.766	1:30.228	1:48.586	3.609	4.188	21.312	6.943	290.3	18:39	2:39:58.787
24	1	3:53.497	36.383	1:30.429	1:46.685	3.718	4.158	19.680	6.742	290.3	18:43	2:43:52.284
25	1	3:57.216	36.913	1:30.296	1:50.007	3.570	4.197	21.164	7.074	291.1	18:47	2:47:49.500
26	1	4:05.173B	36.941	1:30.443	1:57.789		4.140	20.691		291.1	18:51	2:51:54.673
27	2	17:35.517	...	1:34.919	1:49.984	3.671		21.074	7.006	278.4	19:09	3:09:30.190
28	2	3:52.140	36.594	1:29.934	1:45.612	3.555	4.205	19.539	6.313	290.3	19:13	3:13:22.330
29	2	3:51.182	36.041	1:28.668	1:46.473	3.564	4.152	19.469	6.241	294.3	19:17	3:17:13.512
30	2	3:52.505	36.014	1:30.112	1:46.379	3.620	4.147	20.279	6.428	293.5	19:21	3:21:06.017
31	2	3:50.239	36.005	1:28.947	1:45.287	3.588	4.165	19.172	6.482	290.3	19:24	3:24:56.256
32	2	3:51.422	35.961	1:28.983	1:46.478	3.594	4.154	20.119	6.429	291.9	19:28	3:28:47.678
33	2	3:50.468	36.225	1:28.843	1:45.400	3.545	4.152	19.410	6.244	292.7	19:32	3:32:38.146
34	2	3:54.322	36.933	1:31.383	1:46.006	3.544	4.134	19.571	6.397	295.9	19:36	3:36:32.468
35	2	3:51.794	35.866	1:29.335	1:46.593	3.662	4.129	19.925	6.528	291.1	19:40	3:40:24.262
36	2	3:50.783	36.228	1:28.815	1:45.740	3.513	4.182	20.161	6.183	293.5	19:44	3:44:15.045
37	2	3:51.887	35.994	1:29.195	1:46.698	3.646	4.115	20.092	6.660	299.2	19:48	3:48:06.932
38	2	4:00.670B	36.260	1:29.993	1:54.417		4.159	19.344		293.5	19:52	3:52:07.602
39	3	5:20.180	2:00.944	1:31.434	1:47.802	3.500		20.709	6.751	291.9	19:57	3:57:27.782
40	3	3:50.127	36.093	1:29.190	1:44.844	3.519	4.141	19.112	6.474	292.7	20:01	4:01:17.909

40	Race Performance	Oreca 03-Judd Bmw									
	Michel Frey	LM P2									
	Ralph Meichtry	Marc Rostan									

1	1	13:37.665B	9:44.821	1:43.260	2:09.584			22.755		218.2	16:13	13:37.665
2	1	10:35.093	7:11.619	1:32.745	1:50.729	4.003		20.017	7.076	276.2	16:24	24:12.758



24 HEURES DU MANS 2011



24 HEURES DU MANS

ILMC
Free Practice

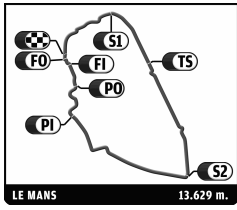
Sector Analysis

Lap	D	Time	Sector 1	Sector 2	Sector 3	T6	T7	Porsche	Ford	T. Spd	Hour	Elapsed
3	1	3:58.028	38.039	1:31.474	1:48.515	3.681	4.282	20.386	6.855	291.9	16:28	28:10.786
4	1	3:58.201	37.978	1:31.340	1:48.883	3.578	4.180	20.442	6.766	295.9	16:32	32:08.987
5	1	3:56.297	38.385	1:30.479	1:47.433	3.617	4.142	20.187	6.784	295.1	16:36	36:05.284
6	1	4:07.742 B	36.283	1:30.288	2:01.171	...	4.154	20.410	294.3	294.3	16:40	40:13.026
7	3	18:05.899	...	1:36.251	1:52.226	3.736	...	21.495	7.811	281.2	16:58	58:18.925
8	3	3:54.503	36.931	1:30.280	1:47.292	3.822	4.163	20.060	6.764	291.9	17:02	1:02:13.428
9	3	4:27.093 B	37.135	1:29.837	2:20.121	...	4.184	29.861	...	294.3	17:06	1:06:40.521
10	3	24:04.554	...	1:33.651	1:47.627	3.778	...	20.232	6.742	258.4	17:30	1:30:45.075
11	3	3:53.562	37.322	1:29.364	1:46.876	3.683	4.188	20.099	6.767	295.1	17:34	1:34:38.637
12	3	4:09.953 B	38.449	1:29.861	2:01.643	...	4.139	22.610	...	293.5	17:38	1:38:48.590
13	2	21:43.857	...	1:31.586	1:46.094	3.449	...	20.207	6.522	285.7	18:00	2:00:32.447
14	2	3:47.723	35.525	1:27.761	1:44.437	3.533	4.077	18.517	6.781	294.3	18:04	2:04:20.170
15	2	3:48.856	35.543	1:27.854	1:45.459	3.738	4.112	19.657	6.924	293.5	18:08	2:08:09.026
16	2	3:50.489	35.156	1:28.241	1:47.092	3.505	4.163	20.509	6.767	295.1	18:11	2:11:59.515
17	2	3:49.341	36.418	1:28.581	1:44.342	3.880	4.082	18.596	7.459	296.7	18:15	2:15:48.856
18	2	3:56.461 B	37.341	1:27.956	1:51.164	...	4.181	18.857	...	292.7	18:19	2:19:45.317
19	1	36:21.835	...	1:30.639	1:47.685	3.517	...	19.902	7.426	288.8	18:56	2:56:07.152
20	1	3:49.648	35.278	1:29.485	1:44.885	3.604	4.104	19.061	6.638	291.1	18:59	2:59:56.800
21	1	3:54.105	36.221	1:30.274	1:47.610	3.659	4.129	19.202	7.449	293.5	19:03	3:03:50.905
22	1	3:53.040	38.300	1:29.616	1:45.124	3.523	4.169	19.600	6.552	291.9	19:07	3:07:43.945
23	1	3:56.005 B	34.809	1:29.219	1:51.977	...	4.102	18.888	...	291.1	19:11	3:11:39.950
24	1	5:14.972	1:58.410	1:31.335	1:45.227	3.479	...	19.170	6.488	272.7	19:16	3:16:54.922
25	1	3:50.113	35.175	1:30.094	1:44.844	3.472	4.097	18.961	6.174	292.7	19:20	3:20:45.035
26	1	3:49.231	35.887	1:28.416	1:44.928	3.605	4.096	19.710	6.287	293.5	19:24	3:24:34.266
27	1	3:52.366	35.180	1:28.318	1:48.868	3.520	4.137	22.165	6.513	295.1	19:28	3:28:26.632
28	1	3:51.787	36.529	1:29.564	1:45.694	3.568	4.099	19.030	6.271	298.3	19:32	3:32:18.419
29	1	3:48.163	35.906	1:28.459	1:43.798	3.457	4.144	18.661	6.303	292.7	19:36	3:36:06.582
30	1	4:26.602 B	36.794	1:40.361	2:09.447	...	4.085	21.058	...	257.8	19:40	3:40:33.184
31	3	13:52.630	...	1:31.906	1:47.501	3.667	...	19.929	6.842	293.5	19:54	3:54:25.814
32	3	3:54.514	37.666	1:31.036	1:45.812	3.645	4.176	19.654	6.633	277.6	19:58	3:58:20.328
33	3	3:52.731	36.866	1:29.728	1:46.137	3.668	4.168	19.853	6.661	294.3	20:02	4:02:13.059

41 Greaves Motorsport Karim Ojeh Olivier Lombard		Tom Kimber-Smith		Zytek Nissan LM P2								
1	3	4:29.429	1:00.972	1:37.607	1:50.850	3.720	...	20.374	6.935	249.4	16:04	4:29.429
2	3	3:52.197	35.966	1:30.294	1:45.937	3.730	4.233	19.256	6.403	285.0	16:08	8:21.626
3	3	3:54.298	37.001	1:32.064	1:45.233	3.616	4.225	19.030	6.323	289.5	16:12	12:15.924
4	3	3:51.675	36.164	1:30.301	1:45.210	3.708	4.181	18.971	6.373	290.3	16:16	16:07.599
5	3	3:59.115 B	36.209	1:29.919	1:52.987	...	4.190	18.849	...	288.8	16:20	20:06.714
6	3	20:39.403	...	1:30.396	1:46.707	3.627	...	20.198	6.362	291.1	16:40	40:46.117
7	3	3:45.229	35.091	1:27.493	1:42.645	3.559	4.152	18.262	6.283	291.1	16:44	44:31.346
8	3	3:56.553 B	35.047	1:27.808	1:53.698	...	4.133	20.355	...	292.7	16:48	48:27.899
9	3	17:33.608 B	...	1:29.380	2:00.592	22.017	...	291.1	17:06	1:06:01.507
10	3	20:22.873	...	1:30.049	1:44.887	3.576	...	18.636	6.558	288.8	17:26	1:26:24.380
11	3	3:47.461	35.777	1:28.270	1:43.414	3.566	4.136	18.504	6.158	291.9	17:30	1:30:11.841
12	3	3:47.486	35.408	1:27.946	1:44.132	3.894	4.131	17.964	7.414	294.3	17:33	1:33:59.327
13	3	3:51.789 B	34.967	1:27.171	1:49.651	...	4.215	17.916	...	294.3	17:37	1:37:51.116
14	2	6:39.063	3:10.384	1:35.287	1:53.392	3.621	...	22.746	7.297	292.7	17:44	1:44:30.179
15	2	3:56.628	36.731	1:31.158	1:48.739	3.539	4.163	21.286	6.909	293.5	17:48	1:48:26.807
16	2	3:55.732	36.650	1:30.901	1:48.181	3.509	4.147	20.842	6.840	293.5	17:52	1:52:22.539
17	2	3:55.302	35.587	1:29.850	1:49.865	5.464	4.119	19.924	8.182	292.7	17:56	1:56:17.841
18	2	3:55.740	36.924	1:30.190	1:48.626	3.515	4.602	20.212	7.689	295.9	18:00	2:00:13.581
19	2	3:56.875	35.747	1:29.827	1:51.301	3.501	4.125	19.560	6.551	292.7	18:04	2:04:10.456
20	2	3:56.235	35.551	1:30.167	1:50.517	3.576	4.099	22.553	6.804	295.1	18:08	2:08:06.691
21	2	3:52.301	35.591	1:29.348	1:47.362	3.518	4.120	20.634	6.889	295.1	18:11	2:11:58.992
22	2	3:50.926	36.664	1:29.774	1:44.488	3.520	4.086	18.910	6.716	293.5	18:15	2:15:49.918
23	2	3:51.594	36.555	1:28.623	1:46.416	3.511	4.091	18.939	6.474	293.5	18:19	2:19:41.512



24 HEURES DU MANS 2011



24 HEURES DU MANS

ILMC

Free Practice

Sector Analysis

■ Personal Best
 ■ Session Best
 ■ Crossing the finish line in pit lane

Lap	D	Time	Sector 1	Sector 2	Sector 3	T6	T7	Porsche	Ford	T. Spd	Hour	Elapsed
24	2	4:04.896 B	35.481	1:28.776	2:00.639		4.088	20.899		293.5	18:23	2:23:46.408
25	1	30:51.264	...	1:33.754	1:49.826	3.706		20.261	7.212	244.9	18:54	2:54:37.672
26	1	3:55.143	37.317	1:29.423	1:48.403	3.683	4.169	20.100	7.187	292.7	18:58	2:58:32.815
27	1	3:54.875	36.061	1:29.818	1:48.996	3.629	4.206	19.052	6.850	291.9	19:02	3:02:27.690
28	1	3:55.643	37.220	1:30.072	1:48.351	3.596	4.159	19.244	6.653	293.5	19:06	3:06:23.333
29	1	3:54.211	36.103	1:30.753	1:47.355	3.736	4.155	19.386	6.807	292.7	19:10	3:10:17.544
30	1	3:51.568	36.175	1:29.557	1:45.836	3.775	4.191	19.082	6.778	292.7	19:14	3:14:09.112
31	1	3:51.829	36.206	1:29.540	1:46.083	3.751	4.218	18.969	6.583	294.3	19:18	3:18:00.941
32	1	3:51.179	36.859	1:29.255	1:45.065	3.678	4.180	18.838	6.534	292.7	19:21	3:21:52.120
33	1	3:49.997	35.756	1:28.530	1:45.711	3.765	4.162	18.928	6.752	291.9	19:25	3:25:42.117
34	1	3:49.718	36.445	1:28.494	1:44.779	3.650	4.209	18.734	6.490	292.7	19:29	3:29:31.835
35	1	3:59.757 B	35.949	1:28.648	1:55.160		4.151	19.623		296.7	19:33	3:33:31.592
36	3	25:25.230	...	1:28.818	1:44.264	3.613		19.104	6.297	293.5	19:58	3:58:56.822
37	3	3:45.333	35.067	1:27.294	1:42.972	3.577	4.150	18.551	6.240	294.3	20:02	4:02:42.155

42

Strakka Racing
Nick Leventis
Danny Watts

Jonny Kane

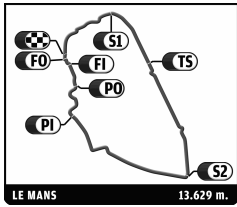
Honda Performance Development Av 01 D

LM P2

1	2	23:07.665 B	...	1:33.910	1:58.704			21.289		265.4	16:23	23:07.665
2	2	8:10.156	4:52.028	1:30.691	1:47.437	3.555		20.158	6.860	288.0	16:31	31:17.821
3	2	3:51.923	36.156	1:29.030	1:46.737	3.472	4.172	20.815	6.518	292.7	16:35	35:09.744
4	2	3:55.102	36.962	1:30.522	1:47.618	3.477	4.135	20.426	6.359	295.9	16:39	39:04.846
5	2	4:00.087 B	36.636	1:28.989	1:54.462		4.122	19.934		295.1	16:43	43:04.933
6	2	10:09.727	6:50.615	1:31.153	1:47.959	3.640		19.609	6.489	285.0	16:53	53:14.660
7	2	3:52.373	36.474	1:30.734	1:45.165	3.515	4.233	19.014	6.145	291.9	16:57	57:07.033
8	2	3:51.159	35.809	1:28.962	1:46.388	3.542	4.195	20.477	6.145	291.1	17:00	1:00:58.192
9	2	4:04.108 B	35.736	1:28.546	1:59.826		4.187	22.991		292.7	17:05	1:05:02.300
10	1	21:23.620	...	1:34.566	1:54.114	3.878		21.687	7.587	288.0	17:26	1:26:25.920
11	1	4:18.339 B	38.933	1:35.186	2:04.220		4.296	22.423		243.8	17:30	1:30:44.259
12	1	5:20.770	1:55.872	1:33.431	1:51.467	3.749		21.198	6.839	293.5	17:36	1:36:05.029
13	1	3:59.850	38.032	1:31.304	1:50.514	3.672	4.255	20.972	6.739	295.1	17:40	1:40:04.879
14	1	3:56.979	37.401	1:31.102	1:48.476	3.703	4.217	20.128	6.798	293.5	17:44	1:44:01.858
15	1	3:57.412	37.379	1:30.392	1:49.641	3.669	4.220	20.869	6.902	292.7	17:47	1:47:59.270
16	1	3:56.028	37.771	1:30.752	1:47.505	3.658	4.202	19.764	6.572	295.1	17:51	1:51:55.298
17	1	3:54.089	37.012	1:29.886	1:47.191	3.706	4.173	19.963	6.615	295.1	17:55	1:55:49.387
18	1	3:53.035	36.717	1:29.585	1:46.733	3.608	4.193	20.265	6.429	295.9	17:59	1:59:42.422
19	1	3:54.210	36.548	1:30.749	1:46.913	3.835	4.155	20.103	6.397	300.0	18:03	2:03:36.632
20	1	4:10.680 B	37.468	1:29.431	2:03.781		4.228	23.856		295.9	18:07	2:07:47.312
21	3	9:54.331	6:27.051	1:35.661	1:51.619	3.535		21.575	7.036	219.1	18:17	2:17:41.643
22	3	3:55.570	36.672	1:30.525	1:48.373	3.517	4.185	20.378	6.660	291.9	18:21	2:21:37.213
23	3	3:57.344	36.524	1:28.865	1:51.955	3.608	4.180	22.487	7.843	296.7	18:25	2:25:34.557
24	3	3:50.033	36.388	1:28.723	1:44.922	3.455	4.179	19.068	6.231	294.3	18:29	2:29:24.590
25	3	3:59.574 B	37.478	1:28.806	1:53.290		4.145	19.067		295.1	18:33	2:33:24.164
26	3	5:06.745	1:49.582	1:30.041	1:47.122	3.433		20.229	6.211	295.9	18:38	2:38:30.909
27	3	3:47.735	35.345	1:29.587	1:42.803	3.377	4.130	18.171	6.054	296.7	18:42	2:42:18.644
28	3	3:44.597	34.990	1:27.531	1:42.076	3.317	4.108	17.782	5.874	296.7	18:46	2:46:03.241
29	3	3:46.148	34.955	1:28.169	1:43.024	3.401	4.085	19.001	5.912	296.7	18:49	2:49:49.389
30	3	3:42.863	34.664	1:26.951	1:41.248	3.398	4.103	17.549	6.085	294.3	18:53	2:53:32.252
31	3	3:57.448 B	35.891	1:27.562	1:53.995		4.106	19.928		293.5	18:57	2:57:29.700
32	1	11:14.858	7:54.510	1:32.088	1:48.260	3.720		20.020	6.756	291.1	19:08	3:08:44.558
33	1	3:57.994	37.330	1:30.667	1:49.997	3.846	4.236	21.076	6.968	292.7	19:12	3:12:42.552
34	1	3:57.355	38.176	1:30.827	1:48.352	3.672	4.268	19.562	6.758	291.9	19:16	3:16:39.907
35	1	3:56.055	37.380	1:30.814	1:47.861	3.666	4.203	19.928	6.590	293.5	19:20	3:20:35.962
36	1	3:54.413	36.584	1:29.706	1:48.123	3.745	4.207	19.557	6.451	294.3	19:24	3:24:30.375
37	1	3:55.900	36.543	1:29.774	1:49.583	3.593	4.222	22.185	6.488	295.9	19:28	3:28:26.275
38	1	3:54.374	36.394	1:30.262	1:47.718	3.747	4.175	19.502	6.517	296.7	19:32	3:32:20.649
39	1	3:54.168	37.257	1:29.711	1:47.200	3.557	4.222	20.014	6.582	294.3	19:36	3:36:14.817
40	1	3:52.350	36.384	1:29.155	1:46.811	3.693	4.155	19.518	6.958	294.3	19:40	3:40:07.167



24 HEURES DU MANS 2011



24 HEURES DU MANS

ILMC
Free Practice

Sector Analysis

■ Personal Best ■ Session Best B Crossing the finish line in pit lane

Lap	D	Time	Sector 1	Sector 2	Sector 3	T6	T7	Porsche	Ford	T. Spd	Hour	Elapsed
41	1	4:11.054 B	36.744	1:29.248	2:05.062		4.183	20.489		295.1	19:44	3:44:18.221
42	2	7:54.810	4:38.127	1:29.402	1:47.281	3.597		20.621	6.557	275.5	19:52	3:52:13.031
43	2	3:47.088	35.791	1:28.519	1:42.778	3.455	4.211	18.111	6.215	295.9	19:56	3:56:00.119
44	2	3:45.609	35.088	1:27.738	1:42.783	3.486	4.136	17.864	6.101	296.7	19:59	3:59:45.728
45	2	3:46.552	34.843	1:27.310	1:44.399	3.483	4.144	19.793	6.020	295.9	20:03	4:03:32.280

44

Extreme Limite Am Paris

Fabien Rosier
Jean-René De Fournoux
Philippe Haezebrouck

Norma M200P-Judd Bmw

LM P2

1	2	17:33.363 B	...	1:45.556	2:22.086			26.430		227.4	16:17	17:33.363
2	2	14:52.718	...	1:36.413	1:55.644	3.864		22.994	7.404	278.4	16:32	32:26.081
3	2	4:30.320 B	38.573	1:44.716	2:07.031		4.314	22.299		266.0	16:36	36:56.401
4	2	9:15.377	5:42.984	1:34.978	1:57.415	3.981		24.110	7.947	282.0	16:46	46:11.778
5	2	4:06.234	38.483	1:33.814	1:53.937	3.839	4.344	22.226	7.518	285.7	16:50	50:18.012
6	2	4:21.247 B	39.049	1:34.644	2:07.554		4.323	23.524		284.2	16:54	54:39.259
7	3	15:42.054 B	...	1:59.021	2:26.982			30.238		186.2	17:10	1:10:21.313
8	3	18:08.333 B	...	1:41.877	2:20.587			25.475		216.9	17:28	1:28:29.646
9	3	17:20.936	...	1:36.605	1:56.730	3.786		23.667	7.329	282.7	17:45	1:45:50.582

48

Team Oreca Matmut

Alexandre Premat
Dominick Kraihamer
David Hallyday

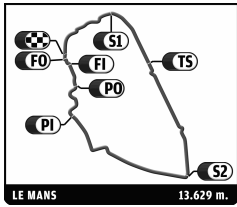
Oreca 03-Nissan

LM P2

1	1	4:55.583	1:21.448	1:38.267	1:55.868	3.698		23.424	7.014	225.5	16:04	4:55.583
2	1	4:01.296	37.673	1:32.095	1:51.528	3.755	4.167	21.744	7.228	270.0	16:08	8:56.879
3	1	4:12.841 B	39.911	1:33.075	1:59.855		4.169	22.092		247.1	16:13	13:09.720
4	1	7:26.260 B	3:58.326	1:32.079	1:55.855			20.669		263.4	16:20	20:35.980
5	1	29:21.084	...	1:29.770	1:43.654	3.484		18.808	6.344	288.8	16:49	49:57.064
6	1	3:43.295	34.970	1:26.851	1:41.474	3.526	4.079	18.297	5.917	299.2	16:53	53:40.359
7	1	3:50.404	34.840	1:27.454	1:48.110	3.691	4.091	19.697	8.500	299.2	16:57	57:30.763
8	1	3:44.938	36.417	1:26.848	1:41.673	3.602	4.122	18.086	6.149	298.3	17:01	1:01:15.701
9	1	4:03.164 B	37.244	1:28.434	1:57.486		4.117	23.481		282.0	17:05	1:05:18.865
10	2	25:16.391	...	1:33.331	1:52.733	3.756		22.337	7.598	294.3	17:30	1:30:35.256
11	2	3:59.578	37.584	1:31.629	1:50.365	3.709	4.173	21.552	7.185	295.9	17:34	1:34:34.834
12	2	3:55.946	37.349	1:30.006	1:48.591	3.649	4.157	20.602	7.176	300.0	17:38	1:38:30.780
13	2	3:55.248	37.878	1:29.636	1:47.734	3.680	4.118	20.300	7.254	299.2	17:42	1:42:26.028
14	2	4:03.290 B	37.993	1:29.492	1:55.805		4.136	20.262		291.1	17:46	1:46:29.318
15	2	9:38.604	6:18.772	1:31.787	1:48.045	3.763		20.117	7.182	295.9	17:56	1:56:07.922
16	2	3:54.562	37.116	1:29.885	1:47.561	3.678	4.184	20.333	7.115	300.0	18:00	2:00:02.484
17	2	3:53.536	37.010	1:29.296	1:47.230	3.651	4.154	20.319	7.012	297.5	18:03	2:03:56.020
18	2	3:55.002	37.353	1:29.258	1:48.391	3.668	4.133	20.843	7.227	298.3	18:07	2:07:51.022
19	2	3:54.924	37.226	1:29.288	1:48.410	3.685	4.137	21.379	7.124	299.2	18:11	2:11:45.946
20	2	3:54.333	36.901	1:29.425	1:48.007	3.748	4.142	20.360	7.022	298.3	18:15	2:15:40.279
21	2	3:55.079	36.963	1:29.955	1:48.161	3.769	4.148	20.213	7.087	285.7	18:19	2:19:35.358
22	2	3:53.294	36.651	1:29.274	1:47.369	3.769	4.162	20.320	6.929	295.9	18:23	2:23:28.652
23	2	3:59.626	36.904	1:32.083	1:50.639	3.733	4.159	21.776	7.385	298.3	18:27	2:27:28.278
24	2	3:52.934	36.625	1:28.882	1:47.427	3.661	4.139	20.314	6.970	296.7	18:31	2:31:21.212
25	2	4:01.201 B	36.409	1:29.178	1:55.614		4.111	20.274		297.5	18:35	2:35:22.413
26	2	8:22.559 B	3:58.534	2:23.226	2:00.799			23.500		292.7	18:43	2:43:44.972
27	2	7:04.936	3:47.299	1:29.904	1:47.733	3.711		20.115	7.150	295.1	18:50	2:50:49.908
28	2	3:51.123	36.169	1:28.595	1:46.359	3.665	4.150	20.379	6.822	296.7	18:54	2:54:41.031
29	2	3:52.553	36.081	1:28.566	1:47.906	3.654	4.130	19.838	7.302	299.2	18:58	2:58:33.584
30	2	3:52.175	36.486	1:29.788	1:45.901	3.657	4.111	19.981	6.846	299.2	19:02	3:02:25.759
31	2	3:52.011	36.753	1:28.634	1:46.624	3.681	4.114	19.915	6.877	295.9	19:06	3:06:17.770
32	2	4:03.714 B	36.948	1:28.382	1:58.384		4.132	20.874		297.5	19:10	3:10:21.484
33	3	5:48.677	2:28.337	1:31.471	1:48.869	3.688		20.202	7.718	289.5	19:16	3:16:10.161
34	3	3:51.416	37.629	1:28.186	1:45.601	3.527	4.142	19.151	6.450	299.2	19:20	3:20:01.577
35	3	3:50.952	36.027	1:27.400	1:47.525	3.582	4.085	19.614	7.493	299.2	19:23	3:23:52.529
36	3	3:46.264	35.330	1:26.646	1:44.288	3.576	4.102	18.773	6.395	298.3	19:27	3:27:38.793
37	3	3:46.641	35.292	1:27.523	1:43.826	3.558	4.101	18.596	6.397	298.3	19:31	3:31:25.434



24 HEURES DU MANS 2011



24 HEURES DU MANS

ILMC

Free Practice

Sector Analysis

■ Personal Best ■ Session Best B Crossing the finish line in pit lane

Lap	D	Time	Sector 1	Sector 2	Sector 3	T6	T7	Porsche	Ford	T. Spd	Hour	Elapsed
38	3	3:47.851	36.518	1:27.045	1:44.288	3.506	4.092	18.751	6.525	299.2	19:35	3:35:13.285
39	3	3:44.785	35.030	1:25.959	1:43.796	3.548	4.073	18.563	6.120	299.2	19:38	3:38:58.070
40	3	3:48.218	37.014	1:28.848	1:42.356	3.488	4.079	18.022	6.339	272.0	19:42	3:42:46.288
41	3	3:48.700	35.318	1:29.649	1:43.733	3.532	4.064	18.502	6.417	296.7	19:46	3:46:34.988
42	3	3:44.025	35.077	1:26.816	1:42.132	3.521	4.078	17.885	6.205	299.2	19:50	3:50:19.013
43	3	3:55.667 B	35.062	1:27.254	1:53.351		4.086	18.616		297.5	19:54	3:54:14.680
44	3	4:37.520	1:25.857	1:27.806	1:43.857	3.527		18.392	6.306	295.9	19:58	3:58:52.200
45	3	3:45.721	35.007	1:27.918	1:42.796	3.563	4.109	18.034	6.285	285.0	20:02	4:02:37.921

49

Oak Racing
Shinji Nakano
Nicolas De Crem

Jan Charouz

Oak Pescarolo-Bmw
LM P2

1	1	7:32.728 B	3:28.798	1:56.813	2:07.117			21.607		189.8	16:07	7:32.728
2	1	11:20.500	7:53.027	1:35.043	1:52.430	3.719		21.181	7.422	294.3	16:18	18:53.228
3	1	3:56.440	38.287	1:29.977	1:48.176	3.664	4.189	20.214	6.862	297.5	16:22	22:49.668
4	1	3:51.867	36.728	1:29.190	1:45.949	3.590	4.173	19.459	6.717	299.2	16:26	26:41.535
5	1	4:00.651	38.936	1:30.652	1:51.063	3.592	4.143	23.655	6.916	298.3	16:30	30:42.186
6	1	3:59.906 B	36.470	1:28.571	1:54.865		4.138	19.248		296.7	16:34	34:42.092
7	2	6:50.220	3:24.748	1:33.625	1:51.847	3.818		21.659	7.163	271.4	16:41	41:32.312
8	2	3:55.925	37.649	1:30.280	1:47.996	3.672	4.232	19.946	6.961	300.0	16:45	45:28.237
9	2	3:52.988	36.634	1:29.268	1:47.086	3.657	4.189	19.693	6.972	299.2	16:49	49:21.225
10	2	4:01.192 B	36.210	1:28.422	1:56.560		4.183	19.305		285.7	16:53	53:22.417
11	2	15:27.143 B	...	1:39.537	2:20.867			28.685		242.7	17:08	1:08:49.560
12	2	17:01.742	...	1:30.875	1:46.813	3.575		19.640	6.514	291.1	17:25	1:25:51.302
13	2	3:50.909	35.912	1:29.691	1:45.306	3.594	4.166	18.661	6.390	291.9	17:29	1:29:42.211
14	2	3:52.153	35.628	1:29.276	1:47.249	4.081	4.176	18.398	6.631	293.5	17:33	1:33:34.364
15	2	4:00.673 B	35.986	1:28.744	1:55.943		4.333	20.886		294.3	17:37	1:37:35.037
16	3	16:38.655	...	1:38.619	1:54.352	3.715		21.786	7.511	177.9	17:54	1:54:13.692
17	3	3:54.772	36.950	1:30.826	1:46.996	3.626	4.207	19.589	6.648	297.5	17:58	1:58:08.464
18	3	3:52.492	36.170	1:29.715	1:46.607	3.660	4.170	19.196	6.748	299.2	18:02	2:02:00.956
19	3	3:59.962 B	37.118	1:29.036	1:53.808		4.180	18.733		299.2	18:06	2:06:00.918
20	3	10:37.573	7:11.675	1:31.304	1:54.594	3.988		20.271	9.140	295.1	18:16	2:16:38.491
21	3	3:50.546	36.562	1:29.240	1:44.744	3.756	4.279	18.530	6.728	297.5	18:20	2:20:29.037
22	3	3:55.863	37.346	1:29.560	1:48.957	3.639	4.224	20.818	6.954	296.7	18:24	2:24:24.900
23	3	3:49.654	35.760	1:28.271	1:45.623	3.600	4.171	18.496	6.772	297.5	18:28	2:28:14.554
24	3	3:49.713	37.026	1:28.419	1:44.268	3.607	4.153	18.332	6.786	297.5	18:32	2:32:04.267
25	3	3:47.090	35.399	1:27.910	1:43.781	3.620	4.155	18.368	6.757	296.7	18:35	2:35:51.357
26	3	3:55.318	36.869	1:33.328	1:45.121	3.582	4.157	18.543	6.738	251.2	18:39	2:39:46.675
27	3	3:53.427	35.591	1:28.126	1:49.710	3.611	4.150	21.668	7.295	297.5	18:43	2:43:40.102
28	3	3:48.711	35.821	1:29.152	1:43.738	3.644	4.141	18.259	6.511	298.3	18:47	2:47:28.813
29	3	3:49.493	36.270	1:28.170	1:45.053	3.643	4.166	18.511	7.008	299.2	18:51	2:51:18.306
30	3	4:03.264 B	37.231	1:30.170	1:55.863		4.146	18.686		300.8	18:55	2:55:21.570
31	1	14:53.754	...	1:30.172	1:48.096	3.614		21.176	6.585	291.9	19:10	3:10:15.324
32	1	3:48.944	36.169	1:28.511	1:44.264	3.562	4.176	18.897	6.391	295.1	19:14	3:14:04.268
33	1	3:53.562	35.923	1:28.571	1:49.068	3.613	4.141	22.361	6.820	299.2	19:17	3:17:57.830
34	1	3:48.365	36.557	1:28.153	1:43.655	3.529	4.152	18.787	6.311	296.7	19:21	3:21:46.195
35	1	4:02.375 B	35.850	1:27.814	1:58.711		4.120	19.789		298.3	19:25	3:25:48.570
36	1	17:21.528	...	1:30.085	1:45.308	3.485		19.484	6.258	293.5	19:43	3:43:10.098
37	1	3:45.638	35.447	1:27.390	1:42.801	3.482	4.118	18.180	6.128	300.8	19:46	3:46:55.736
38	1	3:50.384	35.460	1:27.264	1:47.660	3.518	4.114	20.934	6.193	298.3	19:50	3:50:46.120
39	1	3:44.687	35.367	1:27.014	1:42.306	3.510	4.130	18.346	6.087	299.2	19:54	3:54:30.807
40	1	3:49.929	37.229	1:28.753	1:43.947	3.716	4.123	18.760	6.350	298.3	19:58	3:58:20.736
41	1	3:58.994 B	37.183	1:28.644	1:53.167		4.187	18.906		298.3	20:02	4:02:19.730

50

Larbre Competition
Patrick Borhanuser
Julien Canal

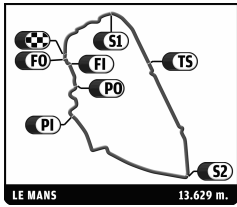
Gabriele Gardel

Chevrolet Corvette C6 ZR1
LM GTE Am

1	3	5:40.517 B	1:33.950	1:45.102	2:21.465			26.659		213.9	16:05	5:40.517
2	3	10:47.042	7:05.615	1:40.078	2:01.349	4.128		25.469	8.405	254.1	16:16	16:27.559



24 HEURES DU MANS 2011



24 HEURES DU MANS

ILMC

Free Practice

Sector Analysis

■ Personal Best ■ Session Best B Crossing the finish line in pit lane

Lap	D	Time	Sector 1	Sector 2	Sector 3	T6	T7	Porsche	Ford	T. Spd	Hour	Elapsed
3	3	4:13.332	40.017	1:36.662	1:56.653	3.942	4.551	22.439	7.603	275.5	16:20	20:40.891
4	3	4:12.658	39.571	1:36.547	1:56.540	3.866	4.501	22.666	7.397	279.1	16:24	24:53.549
5	3	4:11.740	39.385	1:36.112	1:56.243	3.901	4.474	22.514	7.322	278.4	16:29	29:05.289
6	3	4:26.083B	39.806	1:36.825	2:09.452	4.477	23.614	282.7	282.7	272.0	16:33	33:31.372
7	1	10:00.484	6:16.705	1:42.351	2:01.428	4.129	24.133	7.865	7.865	272.0	16:43	43:31.856
8	1	4:18.537	41.202	1:38.633	1:58.702	4.013	4.573	23.150	7.393	276.2	16:47	47:50.393
9	1	4:18.342	42.156	1:37.972	1:58.214	3.911	4.541	23.384	7.472	279.8	16:52	52:08.735
10	1	4:16.668	40.777	1:37.889	1:58.002	4.024	4.498	23.277	7.641	279.1	16:56	56:25.403
11	1	4:16.181	40.641	1:37.347	1:58.193	3.965	4.529	22.982	7.467	278.4	17:00	1:00:41.584
12	1	4:17.719	40.529	1:37.097	2:00.093	3.971	4.489	23.615	7.491	272.7	17:04	1:04:59.303
13	1	4:54.995B	41.035	1:42.361	2:31.599	4.499	32.323	231.3	231.3	17:09	1:09:54.298	
14	2	1:25:44.271	...	1:51.548	2:09.618	4.132	27.160	9.067	180.0	18:35	2:35:38.569	
15	2	4:25.039	42.155	1:40.028	2:02.856	4.025	4.558	26.473	7.606	253.5	18:40	2:40:03.608
16	2	4:19.566	42.131	1:37.396	2:00.039	3.955	4.548	24.053	7.178	275.5	18:44	2:44:23.174
17	2	4:12.312	39.982	1:36.830	1:55.500	3.866	4.521	23.338	6.826	279.8	18:48	2:48:35.486
18	2	4:28.426B	41.627	1:37.575	2:09.224	4.468	24.782	274.1	274.1	18:53	2:53:03.912	
19	2	9:21.514	5:48.331	1:37.705	1:55.478	3.990	22.927	6.977	268.0	19:02	3:02:25.426	
20	2	4:12.720	40.055	1:35.998	1:56.667	3.875	4.490	23.680	7.018	279.1	19:06	3:06:38.146
21	2	4:10.580	39.800	1:35.572	1:55.208	3.824	4.479	22.881	6.936	278.4	19:10	3:10:48.726
22	2	4:21.112B	39.901	1:35.868	2:05.343	4.439	25.205	279.1	279.1	19:15	3:15:09.838	
23	2	17:23.595	...	1:39.029	1:56.916	3.921	23.429	7.167	254.7	19:32	3:32:33.433	
24	2	4:14.363	39.690	1:38.683	1:55.990	4.009	4.515	23.138	7.037	278.4	19:36	3:36:47.796
25	2	4:10.518	39.783	1:35.546	1:55.189	3.848	4.512	22.931	6.918	282.0	19:40	3:40:58.314
26	2	4:10.055	39.252	1:35.601	1:55.202	4.014	4.456	22.788	6.863	279.1	19:45	3:45:08.369
27	2	4:07.546	39.310	1:34.875	1:53.361	3.799	4.526	22.012	6.895	280.5	19:49	3:49:15.915
28	2	4:07.345	38.867	1:34.968	1:53.510	3.760	4.431	21.976	6.768	282.0	19:53	3:53:23.260
29	2	4:06.886	39.005	1:34.494	1:53.387	3.797	4.430	22.171	6.845	279.8	19:57	3:57:30.146
30	2	4:08.143	38.843	1:35.109	1:54.191	3.843	4.416	22.284	6.765	282.0	20:01	4:01:38.289

51

AF Corse Srl
Giancarlo Fisichella
Gianmaria Bruni

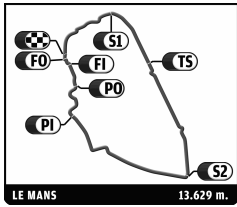
Toni Vilander

Ferrari 458 Italia
LM GTE Pro

1	3	12:26.112	8:43.574	1:44.757	1:57.781	3.778		22.800	6.878	218.2	16:12	12:26.112
2	3	4:19.608B	39.166	1:36.946	2:03.496		4.503	21.818		275.5	16:16	16:45.720
3	3	14:03.276	...	1:40.539	1:56.400	3.771		21.617	6.683	226.4	16:30	30:48.996
4	3	4:07.760	38.849	1:36.357	1:52.554	3.791	4.493	21.063	6.510	276.2	16:34	34:56.756
5	3	4:09.236	38.342	1:34.938	1:55.956	3.699	4.501	23.211	6.787	277.6	16:39	39:05.992
6	3	4:04.542	38.393	1:34.637	1:51.512	3.739	4.439	21.186	6.385	280.5	16:43	43:10.534
7	3	4:09.158	39.170	1:37.914	1:52.074	3.727	4.462	21.333	6.509	279.8	16:47	47:19.692
8	3	4:03.496	38.163	1:34.494	1:50.839	3.680	4.455	20.583	6.284	281.2	16:51	51:23.188
9	3	4:12.030B	38.188	1:34.723	1:59.119	4.432	20.965	281.2	281.2	16:55	55:35.218	
10	3	31:09.074	...	1:36.852	1:52.137	3.652		20.784	6.801	270.7	17:26	1:26:44.292
11	3	4:04.016	38.837	1:34.788	1:50.391	3.666	4.425	20.493	6.358	284.2	17:30	1:30:48.308
12	3	4:03.487	38.009	1:34.955	1:50.523	3.684	4.437	20.626	6.300	281.2	17:34	1:34:51.795
13	3	4:01.896	37.991	1:33.687	1:50.218	3.663	4.428	20.480	6.240	281.2	17:38	1:38:53.691
14	3	4:14.352B	39.248	1:35.244	1:59.860	4.422	20.697	279.8	279.8	17:43	1:43:08.043	
15	3	8:12.991	4:43.814	1:37.823	1:51.354	3.622		20.711	6.297	239.5	17:51	1:51:21.034
16	3	4:02.485	37.910	1:34.208	1:50.367	3.646	4.423	20.689	6.371	281.2	17:55	1:55:23.519
17	3	4:01.997	37.866	1:33.858	1:50.273	3.670	4.438	20.508	6.227	281.2	17:59	1:59:25.516
18	3	4:02.000	37.809	1:34.288	1:49.903	3.717	4.440	20.387	6.235	281.2	18:03	2:03:27.516
19	3	4:01.558	37.836	1:33.575	1:50.147	3.677	4.472	20.587	6.249	283.5	18:07	2:07:29.074
20	3	4:11.548B	37.877	1:34.620	1:59.051	4.448	20.760	280.5	280.5	18:11	2:11:40.622	
21	1	8:09.415	4:32.566	1:39.262	1:57.587	3.777		22.370	6.905	226.4	18:19	2:19:50.037
22	1	4:05.914	38.449	1:35.316	1:52.149	3.731	4.471	21.138	6.496	279.8	18:23	2:23:55.951
23	1	4:08.788	39.376	1:36.362	1:53.050	3.800	4.459	21.695	6.674	251.7	18:28	2:28:04.739
24	1	4:06.282	38.675	1:34.799	1:52.808	3.807	4.472	21.478	6.570	278.4	18:32	2:32:11.021
25	1	4:03.242	38.141	1:34.287	1:50.814	3.723	4.469	20.735	6.376	281.2	18:36	2:36:14.263
26	1	4:03.042	37.979	1:34.534	1:50.529	3.731	4.443	20.695	6.324	279.1	18:40	2:40:17.305



24 HEURES DU MANS 2011



24 HEURES DU MANS

ILMC

Free Practice

Sector Analysis

■ Personal Best ■ Session Best B Crossing the finish line in pit lane

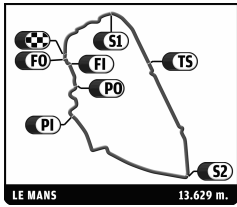
Lap	D	Time	Sector 1	Sector 2	Sector 3	T6	T7	Porsche	Ford	T. Spd	Hour	Elapsed
27	1	4:07.624	38.202	1:36.162	1:53.260	3.778	4.451	21.741	6.522	276.9	18:44	2:44:24.929
28	1	4:05.944	38.430	1:35.393	1:52.121	3.760	4.448	21.068	6.665	279.8	18:48	2:48:30.873
29	1	4:16.162B	38.092	1:34.199	2:03.871		4.448	20.802		280.5	18:52	2:52:47.035
30	1	9:34.741	6:04.872	1:37.280	1:52.589	3.763		21.184	6.888	275.5	19:02	3:02:21.776
31	1	4:05.689	38.213	1:34.620	1:52.856	3.852	4.472	21.928	6.537	278.4	19:06	3:06:27.465
32	1	4:04.389	38.195	1:34.792	1:51.402	3.787	4.498	20.857	6.460	279.1	19:10	3:10:31.854
33	1	4:04.804	38.186	1:34.088	1:52.530	3.754	4.485	22.265	6.526	279.8	19:14	3:14:36.658
34	1	4:03.258	38.117	1:34.121	1:51.020	3.810	4.457	20.917	6.327	281.2	19:18	3:18:39.916
35	1	4:18.896B	37.876	1:37.859	2:03.161		4.469	21.116		276.9	19:22	3:22:58.812
36	2	5:36.044	2:05.487	1:37.570	1:52.987	3.831		21.655	6.598	273.4	19:28	3:28:34.856
37	2	4:03.990	38.145	1:34.758	1:51.087	3.681	4.480	20.615	6.196	279.1	19:32	3:32:38.846
38	2	4:03.334	38.212	1:34.225	1:50.897	3.730	4.412	20.523	6.494	281.2	19:36	3:36:42.180
39	2	4:03.854	38.353	1:34.551	1:50.950	3.711	4.448	20.729	6.196	280.5	19:40	3:40:46.034
40	2	4:02.387	37.738	1:34.365	1:50.284	3.643	4.443	20.494	6.159	279.8	19:44	3:44:48.421
41	2	4:01.652	37.620	1:34.071	1:49.961	3.677	4.408	20.371	6.146	280.5	19:48	3:48:50.073
42	2	4:02.587	38.181	1:34.380	1:50.026	3.679	4.422	20.431	6.125	279.1	19:52	3:52:52.660
43	2	4:03.227	37.592	1:33.646	1:51.989	3.595	4.419	21.867	6.243	282.0	19:56	3:56:55.887
44	2	4:13.260B	37.476	1:33.994	2:01.790		4.387	21.139		280.5	20:01	4:01:09.147

55 **Bmw Motorsport** Bmw M3 GT
 Augusto Farfus Dirk Werner LM GTE Pro
 Jörg Müller

1	1	4:52.963	1:07.708	1:45.849	1:59.406	4.008		23.507	7.253	213.0	16:04	4:52.963
2	1	4:10.188	40.641	1:35.900	1:53.647	3.771	4.536	22.024	6.656	276.2	16:09	9:03.151
3	1	4:08.356	41.428	1:34.773	1:52.155	3.683	4.426	21.801	6.435	282.0	16:13	13:11.507
4	1	4:06.307	38.124	1:33.978	1:54.205	3.679	4.394	23.674	6.545	284.2	16:17	17:17.814
5	1	4:02.885	38.262	1:33.238	1:51.385	3.683	4.379	21.327	6.819	285.7	16:21	21:20.699
6	1	4:02.340	37.679	1:33.493	1:51.168	3.723	4.357	21.331	6.548	285.0	16:25	25:23.039
7	1	4:11.374B	38.595	1:33.907	1:58.872		4.402	21.401		283.5	16:29	29:34.413
8	2	8:25.528	4:58.286	1:35.052	1:52.190	3.740		21.400	6.721	283.5	16:37	37:59.941
9	2	4:04.801	39.491	1:33.951	1:51.359	3.645	4.398	21.114	6.558	285.7	16:42	42:04.742
10	2	4:07.135	39.741	1:34.562	1:52.832	3.844	4.378	21.328	7.233	285.0	16:46	46:11.877
11	2	4:06.362	38.945	1:34.444	1:52.973	3.849	4.444	21.607	7.259	265.4	16:50	50:18.239
12	2	4:03.387	38.399	1:33.485	1:51.503	3.690	4.455	21.294	6.620	285.7	16:54	54:21.626
13	2	4:04.140	38.178	1:33.904	1:52.058	3.596	4.391	21.349	6.462	284.2	16:58	58:25.766
14	2	4:10.725B	37.948	1:33.439	1:59.338		4.336	22.143		285.0	17:02	1:02:36.491
15	3	23:10.985	...	1:40.743	1:56.646	3.814		22.829	6.766	204.9	17:25	1:25:47.476
16	3	4:08.359	39.172	1:35.543	1:53.644	3.795	4.434	22.342	6.547	274.8	17:29	1:29:55.835
17	3	4:17.120B	38.827	1:33.795	2:04.498		4.408	22.058		282.0	17:34	1:34:12.955
18	3	14:04.072	...	1:36.008	1:56.866	3.910		23.708	8.042	250.6	17:48	1:48:17.027
19	3	4:06.335	38.420	1:35.158	1:52.757	3.694	4.471	21.658	7.166	266.0	17:52	1:52:23.362
20	3	4:04.915	37.669	1:33.479	1:53.767	4.632	4.383	21.950	7.413	278.4	17:56	1:56:28.277
21	3	4:03.165	38.491	1:33.374	1:51.300	3.713	4.729	21.232	6.427	284.2	18:00	2:00:31.442
22	3	4:11.185B	37.852	1:33.502	1:59.831		4.412	21.945		272.0	18:04	2:04:42.627
23	3	10:00.973	6:30.235	1:36.959	1:53.779	3.741		23.058	6.649	243.2	18:14	2:14:43.600
24	3	4:04.002	37.900	1:33.081	1:53.021	3.748	4.387	22.684	6.454	284.2	18:18	2:18:47.602
25	3	4:09.115B	37.620	1:33.151	1:58.344		4.386	21.433		283.5	18:22	2:22:56.717
26	2	8:00.928	4:34.625	1:34.923	1:51.380	3.608		21.261	6.468	282.0	18:30	2:30:57.645
27	2	4:01.566	37.764	1:33.371	1:50.431	3.806	4.356	20.871	6.461	283.5	18:34	2:34:59.211
28	2	4:01.621	37.912	1:33.318	1:50.391	3.656	4.538	21.219	6.215	283.5	18:39	2:39:00.832
29	2	4:14.136B	37.544	1:35.438	2:01.154		4.375	22.014		284.2	18:43	2:43:14.968
30	2	7:52.386	4:27.833	1:33.649	1:50.904	3.730		21.226	6.423	283.5	18:51	2:51:07.354
31	2	4:02.403	37.730	1:33.189	1:51.484	3.876	4.386	21.038	7.307	286.5	18:55	2:55:09.757
32	2	4:01.951	37.995	1:33.724	1:50.232	3.651	4.437	21.015	6.279	285.0	18:59	2:59:11.708
33	2	4:12.197B	38.546	1:34.731	1:58.920		4.340	21.730		284.2	19:03	3:03:23.905
34	2	6:49.465	3:23.056	1:34.369	1:52.040	3.631		21.922	6.371	283.5	19:10	3:10:13.370
35	2	4:01.985	37.402	1:33.032	1:51.551	3.727	4.350	20.708	7.434	288.0	19:14	3:14:15.355
36	2	4:18.677B	37.710	1:34.038	2:06.929		4.377	23.233		285.7	19:18	3:18:34.032



24 HEURES DU MANS 2011



24 HEURES DU MANS

ILMC

Free Practice

Sector Analysis

■ Personal Best ■ Session Best B Crossing the finish line in pit lane

Lap	D	Time	Sector 1	Sector 2	Sector 3	T6	T7	Porsche	Ford	T. Spd	Hour	Elapsed
37	1	12:23.388	8:51.354	1:39.780	1:52.254	3.619		21.263	6.684	234.3	19:30	3:30:57.420
38	1	4:00.126	37.961	1:32.700	1:49.465	3.608	4.344	20.773	6.145	288.8	19:34	3:34:57.546
39	1	3:59.028	37.526	1:32.498	1:49.004	3.696	4.335	20.825	6.330	289.5	19:38	3:38:56.574
40	1	4:08.343	37.695	1:38.815	1:51.833	3.644	4.363	22.245	6.499	266.0	19:43	3:43:04.917
41	1	4:02.516	37.950	1:32.494	1:52.072	3.629	4.348	22.830	6.345	288.0	19:47	3:47:07.433
42	1	4:00.293	37.514	1:33.033	1:49.746	3.629	4.351	20.995	6.312	285.7	19:51	3:51:07.726
43	1	3:59.800	37.429	1:33.201	1:49.170	3.618	4.341	20.768	6.142	288.0	19:55	3:55:07.526
44	1	4:08.413 B	37.723	1:32.513	1:58.177		4.342	21.422		287.2	19:59	3:59:15.939

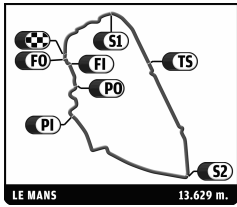
56	Bmw Motorsport											Bmw M3 GT
	Andy Priaux	Joey Hand										LM GTE Pro
	Dirk Muller											

1	1	4:56.970	1:08.365	1:46.619	2:01.986	3.982		23.816	7.774	198.2	16:04	4:56.970
2	1	4:11.865	40.060	1:36.610	1:55.195	3.811	4.544	22.150	6.906	279.8	16:09	9:08.835
3	1	4:09.992	38.734	1:35.182	1:56.076	4.337	4.459	22.057	8.101	286.5	16:13	13:18.827
4	1	4:05.114	38.619	1:34.476	1:52.019	3.799	4.614	21.377	6.690	284.2	16:17	17:23.941
5	1	4:05.141	39.130	1:34.376	1:51.635	3.812	4.433	21.155	6.689	284.2	16:21	21:29.082
6	1	4:02.440	38.003	1:33.500	1:50.937	3.725	4.430	21.115	6.532	284.2	16:25	25:31.522
7	1	4:12.764 B	38.499	1:35.422	1:58.843		4.382	22.189		275.5	16:29	29:44.286
8	3	9:10.612	5:34.958	1:39.177	1:56.477	3.878		22.826	6.991	272.7	16:38	38:54.898
9	3	4:08.325	39.473	1:35.424	1:53.428	3.888	4.457	21.996	6.829	284.2	16:43	43:03.223
10	3	4:07.683	39.428	1:34.927	1:53.328	3.881	4.472	21.847	6.947	284.2	16:47	47:10.906
11	3	4:06.440	38.666	1:34.353	1:53.421	3.834	4.448	22.341	6.823	285.7	16:51	51:17.346
12	3	4:05.855	38.629	1:34.281	1:52.945	3.891	4.429	21.945	6.853	285.0	16:55	55:23.201
13	3	4:05.192	38.687	1:34.092	1:52.413	3.913	4.449	21.740	6.828	284.2	16:59	59:28.393
14	3	4:17.186 B	39.353	1:35.103	2:02.730		4.453	22.639		282.0	17:03	1:03:45.579
15	2	22:14.834	...	1:38.732	1:54.410	3.771		21.826	6.824	231.3	17:26	1:26:00.413
16	2	4:04.113	38.207	1:33.906	1:52.000	3.766	4.419	21.144	6.461	286.5	17:30	1:30:04.526
17	2	4:02.501	38.306	1:33.382	1:50.813	3.731	4.415	21.061	6.523	285.7	17:34	1:34:07.027
18	2	4:02.777	38.045	1:33.638	1:51.094	3.689	4.413	20.986	6.421	283.5	17:38	1:38:09.804
19	2	4:18.246 B	39.773	1:34.628	2:03.845		4.401	22.557		285.0	17:42	1:42:28.050
20	2	17:53.583	...	1:35.499	1:57.229	3.770		21.725	6.491	279.8	18:00	2:00:21.633
21	2	4:02.776	38.108	1:33.608	1:51.060	3.715	4.436	20.897	6.499	286.5	18:04	2:04:24.409
22	2	4:02.330	37.845	1:33.579	1:50.906	3.688	4.401	21.298	6.398	285.7	18:08	2:08:26.739
23	2	4:14.377 B	38.963	1:34.808	2:00.606		4.387	22.119		283.5	18:12	2:12:41.116
24	2	11:46.042	8:15.533	1:36.495	1:54.014	3.724		21.410	6.485	259.0	18:24	2:24:27.158
25	2	4:02.346	37.693	1:33.550	1:51.103	3.785	4.407	20.838	6.260	282.0	18:28	2:28:29.504
26	2	4:02.507	37.750	1:33.240	1:51.517	3.912	4.435	20.612	6.965	284.2	18:32	2:32:32.011
27	2	4:15.748 B	39.035	1:35.616	2:01.097		4.477	22.338		268.0	18:36	2:36:47.759
28	3	9:00.610	5:32.772	1:35.777	1:52.061	3.827		21.386	6.823	278.4	18:45	2:45:48.369
29	3	4:03.388	38.080	1:34.041	1:51.267	3.805	4.469	21.174	6.637	282.7	18:49	2:49:51.757
30	3	4:04.261	38.274	1:34.307	1:51.680	3.788	4.433	21.318	6.710	282.0	18:53	2:53:56.018
31	3	4:13.065 B	38.650	1:34.522	1:59.893		4.407	21.676		283.5	18:58	2:58:09.083
32	3	8:25.852	4:58.407	1:34.756	1:52.689	3.824		21.701	6.685	282.7	19:06	3:06:34.935
33	3	4:02.790	37.953	1:33.874	1:50.963	3.802	4.440	20.889	6.604	280.5	19:10	3:10:37.725
34	3	4:01.706	37.932	1:33.488	1:50.286	3.816	4.440	20.773	6.668	283.5	19:14	3:14:39.431
35	3	4:12.908 B	39.419	1:34.550	1:58.939		4.445	21.424		282.7	19:18	3:18:52.339
36	1	11:51.995	8:24.670	1:34.432	1:52.893	3.736		22.392	6.623	283.5	19:30	3:30:44.334
37	1	4:06.373	39.448	1:33.829	1:53.096	3.728	4.411	21.759	6.610	285.0	19:34	3:34:50.707
38	1	4:12.160 B	37.960	1:32.758	2:01.442		4.395	23.148		288.8	19:39	3:39:02.867
39	1	6:08.234	2:43.904	1:33.600	1:50.730	3.702		20.945	6.532	283.5	19:45	3:45:11.101
40	1	3:59.763	37.659	1:32.533	1:49.571	3.638	4.384	20.666	6.293	292.7	19:49	3:49:10.864
41	1	3:59.414	37.489	1:32.812	1:49.113	3.651	4.374	20.611	6.267	288.8	19:53	3:53:10.278
42	1	4:00.481	37.724	1:32.802	1:49.955	3.679	4.363	20.879	6.432	291.1	19:57	3:57:10.759
43	1	4:02.748	38.087	1:34.213	1:50.448	3.672	4.381	21.297	6.329	287.2	20:01	4:01:13.507

57	Krohn Racing											Ferrari F430
	Tracy Krohn	Michele Rugolo										LM GTE Am
	Niclas Jonsson											



24 HEURES DU MANS 2011



24 HEURES DU MANS

ILMC

Free Practice

Sector Analysis

■ Personal Best ■ Session Best B Crossing the finish line in pit lane

Lap	D	Time	Sector 1	Sector 2	Sector 3	T6	T7	Porsche	Ford	T. Spd	Hour	Elapsed
1	2	16:42.274 B	...	2:07.653	2:33.733			30.579		192.5	16:16	16:42.274
2	2	40:10.443 B	...	1:51.493	2:15.919			26.081		204.9	16:56	56:52.717
3	2	36:28.701	...	1:40.523	1:58.776	3.970		23.477	7.482	254.7	17:33	1:33:21.418
4	2	4:14.648	40.097	1:36.657	1:57.894	4.073	4.524	22.850	8.382	282.0	17:37	1:37:36.066
5	2	4:23.823 B	40.111	1:38.841	2:04.871		4.543	23.235		279.8	17:41	1:41:59.889
6	2	43:17.898	...	2:05.383	2:08.473	4.283		24.559	7.645	188.2	18:25	2:25:17.787
7	2	4:16.369	41.546	1:38.718	1:56.105	3.791	4.603	22.953	6.930	259.0	18:29	2:29:34.156
8	2	4:11.531	39.858	1:36.893	1:54.780	3.775	4.458	22.457	6.836	279.8	18:33	2:33:45.687
9	2	4:10.291	39.351	1:36.804	1:54.136	3.757	4.457	22.284	6.660	277.6	18:37	2:37:55.978
10	2	4:24.009 B	40.394	1:37.767	2:05.848		4.448	23.416		270.7	18:42	2:42:19.987
11	2	13:17.673	9:46.911	1:36.942	1:53.820	3.743		21.938	6.762	272.7	18:55	2:55:37.660
12	2	4:06.328	38.721	1:35.209	1:52.398	3.738	4.429	21.573	6.790	282.0	18:59	2:59:43.988
13	2	4:06.611	38.331	1:34.929	1:53.351	3.869	4.425	21.624	7.490	282.0	19:03	3:03:50.599
14	2	4:21.447 B	43.102	1:36.623	2:01.722		4.436	22.105		285.0	19:08	3:08:12.046
15	1	9:47.310	6:07.531	1:39.302	2:00.477	4.334		24.003	7.488	274.8	19:17	3:17:59.356
16	1	4:16.263	40.321	1:38.535	1:57.407	3.962	4.646	23.197	6.993	281.2	19:22	3:22:15.619
17	1	4:16.547	39.686	1:37.385	1:59.476	4.061	4.519	23.180	10.115	280.5	19:26	3:26:32.166
18	1	4:15.766	40.579	1:36.886	1:58.301	4.095	4.549	23.762	6.936	282.0	19:30	3:30:47.932
19	1	4:18.900	41.378	1:38.454	1:59.068	3.905	4.574	24.523	7.440	282.0	19:35	3:35:06.832
20	1	4:12.996	40.077	1:36.671	1:56.248	3.871	4.488	22.984	7.157	282.0	19:39	3:39:19.828
21	1	4:20.982 B	40.030	1:36.611	2:04.341		4.486	23.216		282.7	19:43	3:43:40.810
22	1	7:52.265	4:16.994	1:36.799	1:58.472	3.808		24.751	7.092	283.5	19:51	3:51:33.075
23	1	4:13.140	40.146	1:36.613	1:56.381	4.013	4.473	23.144	6.921	283.5	19:55	3:55:46.215
24	1	4:13.777	39.701	1:36.956	1:57.120	4.014	4.544	22.834	6.938	281.2	19:59	3:59:59.992
25	1	4:11.709	39.826	1:36.338	1:55.545	3.812	4.546	22.793	6.896	283.5	20:04	4:04:11.701

58

Luxury Racing

Anthony Beltoise

Pierre Thiriet

Ferrari 458 Italia

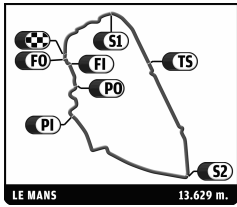
François Jakubowski

LM GTE Pro

1	1	5:06.668 B	1:09.898	1:45.753	2:11.017			24.886		192.2	16:05	5:06.668
2	1	6:58.052	3:22.393	1:38.523	1:57.136	3.828		23.451	7.207	252.9	16:12	12:04.720
3	1	4:12.718	39.596	1:36.710	1:56.412	3.854	4.486	23.259	6.918	276.9	16:16	16:17.438
4	1	4:12.215	40.636	1:36.229	1:55.350	3.884	4.466	22.661	7.372	282.0	16:20	20:29.653
5	1	4:10.039	39.620	1:36.241	1:54.178	3.802	4.477	22.403	6.948	280.5	16:24	24:39.692
6	1	4:16.605 B	38.916	1:35.523	2:02.166		4.449	22.453		281.2	16:28	28:56.297
7	1	10:17.606	6:47.117	1:35.393	1:55.096	3.746		22.306	6.907	278.4	16:39	39:13.903
8	1	4:08.085	39.148	1:35.929	1:53.008	3.750	4.439	21.923	6.599	282.0	16:43	43:21.988
9	1	4:08.065	38.890	1:35.701	1:53.474	3.746	4.439	21.945	6.892	279.8	16:47	47:30.053
10	1	4:05.829	38.341	1:34.831	1:52.657	3.751	4.418	21.884	6.646	280.5	16:51	51:35.882
11	1	4:21.869 B	39.145	1:41.329	2:01.395		4.424	22.010		280.5	16:55	55:57.751
12	1	10:29.313 B	6:37.380	1:35.632	2:16.301			30.722		277.6	17:06	1:06:27.064
13	2	23:28.229	...	1:41.172	2:04.146	3.911		25.547	7.730	275.5	17:29	1:29:55.293
14	2	4:19.424	41.145	1:38.728	1:59.551	3.975	4.529	23.928	7.707	280.5	17:34	1:34:14.717
15	2	4:15.493	40.082	1:38.412	1:56.999	3.844	4.535	23.394	7.096	280.5	17:38	1:38:30.210
16	2	5:57.382 B	39.705	1:36.285	3:41.392		4.483	40.238		282.7	17:44	1:44:27.592
17	3	11:06.630	7:20.456	1:47.682	1:58.492	3.859		23.593	7.187	175.6	17:55	1:55:34.222
18	3	4:13.746	39.841	1:36.558	1:57.347	3.819	4.501	23.273	6.953	278.4	17:59	1:59:47.968
19	3	4:11.806	39.591	1:35.784	1:56.431	3.775	4.472	23.728	6.880	282.7	18:03	2:03:59.774
20	3	4:10.071	39.543	1:35.950	1:54.578	3.795	4.455	22.306	7.053	283.5	18:08	2:08:09.845
21	3	4:09.968	39.161	1:35.543	1:55.264	3.842	4.449	22.477	7.058	283.5	18:12	2:12:19.813
22	3	4:09.957	39.063	1:36.187	1:54.707	3.837	4.462	23.040	6.864	280.5	18:16	2:16:29.770
23	3	4:08.879	39.387	1:36.107	1:53.385	3.780	4.462	21.824	6.800	279.1	18:20	2:20:38.649
24	3	4:08.475	39.277	1:36.161	1:53.037	3.761	4.441	21.796	6.910	279.8	18:24	2:24:47.124
25	3	4:11.750	38.553	1:35.813	1:57.384	3.767	4.428	22.656	6.886	279.8	18:28	2:28:58.874
26	3	4:10.390	38.975	1:36.823	1:54.592	3.790	4.423	22.434	6.855	279.1	18:33	2:33:09.264
27	3	4:15.191 B	38.826	1:35.572	2:00.793		4.428	21.611		282.7	18:37	2:37:24.455
28	3	20:42.468	...	1:42.595	1:55.376	3.796		22.516	7.100	278.4	18:58	2:58:06.923
29	3	4:10.349	38.931	1:36.683	1:54.735	3.759	4.448	22.626	6.854	280.5	19:02	3:02:17.272



24 HEURES DU MANS 2011



24 HEURES DU MANS

ILMC
Free Practice

Sector Analysis

■ Personal Best ■ Session Best B Crossing the finish line in pit lane

Lap	D	Time	Sector 1	Sector 2	Sector 3	T6	T7	Porsche	Ford	T. Spd	Hour	Elapsed
30	3	4:18.038B	39.144	1:36.068	2:02.826		4.433	21.878		279.1	19:06	3:06:35.310
31	2	6:31.534	2:49.398	1:42.089	2:00.047	3.982		23.723	7.722	279.8	19:13	3:13:06.844
32	2	4:15.302	40.479	1:36.190	1:58.633	3.959	4.535	23.282	7.451	281.2	19:17	3:17:22.146
33	2	4:10.756	39.746	1:35.105	1:55.905	3.851	4.508	22.634	7.253	279.8	19:21	3:21:32.902
34	2	4:10.268	39.447	1:35.193	1:55.628	3.875	4.482	22.385	7.279	282.7	19:25	3:25:43.170
35	2	4:12.929	39.494	1:37.571	1:55.864	3.884	4.479	22.564	7.253	281.2	19:29	3:29:56.099
36	2	4:09.674	39.469	1:35.039	1:55.166	3.843	4.487	22.462	7.217	280.5	19:34	3:34:05.773
37	2	4:10.740	39.317	1:35.371	1:56.052	3.898	4.470	22.833	7.235	281.2	19:38	3:38:16.513
38	2	4:20.851B	39.627	1:36.660	2:04.564		4.488	22.738		278.4	19:42	3:42:37.364

59	Luxury Racing	Jaime Melo	Ferrari 458 Italia	
	Stéphane Ortelli			LM GTE Pro
	Frédéric Makowiecki			

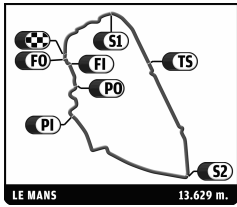
1	3	12:53.046B	8:58.850	1:44.654	2:09.542			24.985		230.3	16:12	12:53.046
2	3	11:06.033	7:26.654	1:43.504	1:55.875	3.681		22.619	6.760	274.1	16:23	23:59.079
3	3	4:07.039	38.759	1:35.810	1:52.470	3.660	4.437	21.784	6.407	278.4	16:28	28:06.118
4	3	4:15.842B	39.240	1:35.686	2:00.916		4.412	22.355		279.8	16:32	32:21.960
5	3	9:05.728	5:38.160	1:35.323	1:52.245	3.639		21.635	6.428	280.5	16:41	41:27.688
6	3	4:04.273	38.241	1:34.606	1:51.426	3.619	4.408	21.361	6.289	280.5	16:45	45:31.961
7	3	4:11.327B	38.432	1:34.420	1:58.475		4.389	21.501		281.2	16:49	49:43.288
8	3	12:20.932	8:51.965	1:34.912	1:54.055	3.917		21.493	8.017	282.0	17:02	1:02:04.220
9	3	4:24.339B	38.403	1:34.072	2:11.864		4.507	30.250		282.0	17:06	1:06:28.559
10	3	32:13.892	...	1:36.550	1:55.969	3.657		24.605	6.431	275.5	17:38	1:38:42.451
11	3	4:02.462	38.077	1:34.044	1:50.341	3.585	4.426	20.942	6.342	279.8	17:42	1:42:44.913
12	3	4:14.458B	38.191	1:35.572	2:00.695		4.375	22.332		280.5	17:46	1:46:59.371
13	3	18:57.546	...	1:35.284	1:51.350	3.680		20.954	6.286	277.6	18:05	2:05:56.917
14	3	4:02.403	38.228	1:33.950	1:50.225	3.656	4.441	20.577	6.560	280.5	18:09	2:09:59.320
15	3	4:13.216B	39.234	1:34.887	1:59.095		4.408	21.104		280.5	18:14	2:14:12.536
16	2	7:57.381	4:26.347	1:36.817	1:54.217	3.708		21.547	6.777	280.5	18:22	2:22:09.917
17	2	4:06.950	38.972	1:35.626	1:52.352	3.751	4.461	20.959	6.648	280.5	18:26	2:26:16.867
18	2	4:07.634	38.298	1:34.906	1:54.430	3.750	4.469	20.707	6.578	279.1	18:30	2:30:24.501
19	2	4:03.590	38.082	1:34.726	1:50.782	3.741	4.459	20.490	6.599	279.1	18:34	2:34:28.091
20	2	4:15.079B	38.399	1:34.583	2:02.097		4.457	21.864		279.8	18:38	2:38:43.170
21	2	7:42.041	4:14.639	1:35.386	1:52.016	3.686		21.349	6.417	278.4	18:46	2:46:25.211
22	2	4:03.732	38.012	1:34.560	1:51.160	3.681	4.440	20.566	6.725	279.1	18:50	2:50:28.943
23	2	4:02.975	38.000	1:34.531	1:50.444	3.722	4.415	20.368	6.229	279.1	18:54	2:54:31.918
24	2	4:13.409B	38.698	1:34.502	2:00.209		4.430	21.385		280.5	18:58	2:58:45.327
25	2	8:18.919	4:42.627	1:36.888	1:59.404	3.668		21.687	6.764	279.1	19:07	3:07:04.246
26	2	4:06.991	38.114	1:35.302	1:53.575	3.683	4.412	21.705	6.434	280.5	19:11	3:11:11.237
27	2	4:02.283	37.890	1:34.314	1:50.079	3.773	4.419	20.198	6.116	279.8	19:15	3:15:13.520
28	2	4:13.674B	38.539	1:35.337	1:59.798		4.456	21.653		278.4	19:19	3:19:27.194
29	1	7:46.045	4:08.125	1:40.991	1:56.929	3.802		22.589	6.982	253.5	19:27	3:27:13.239
30	1	4:09.634	39.633	1:36.880	1:53.121	3.808	4.483	21.375	6.666	278.4	19:31	3:31:22.873
31	1	4:08.565	40.122	1:35.685	1:52.758	3.902	4.485	21.135	6.549	279.1	19:35	3:35:31.438
32	1	4:06.542	39.123	1:34.961	1:52.458	3.854	4.521	21.167	6.505	281.2	19:39	3:39:37.980
33	1	4:06.024	39.108	1:34.661	1:52.255	3.810	4.499	21.320	6.387	283.5	19:43	3:43:44.004
34	1	4:05.310	38.712	1:34.642	1:51.956	3.941	4.471	20.953	6.419	282.7	19:47	3:47:49.314
35	1	4:44.302B	38.990	1:38.754	2:26.558		4.521	23.476		282.7	19:52	3:52:33.616

60	Gulf AMR Middle East	Michael Wainwright	Aston Martin Vantage	
	Fabien Giroix			LM GTE Am
	Road Goethe			

1	1	7:38.132B	3:36.773	1:47.633	2:13.726			24.068		205.7	16:07	7:38.132
2	1	17:23.377	...	1:37.234	1:56.613	3.879		22.449	7.124	269.3	16:25	25:01.509
3	1	4:08.445	39.077	1:35.291	1:54.077	3.734	4.453	21.715	6.729	278.4	16:29	29:09.954
4	1	4:08.065	38.791	1:35.379	1:53.895	3.782	4.403	21.724	6.759	277.6	16:33	33:18.019
5	1	4:08.576	38.524	1:35.429	1:54.623	3.786	4.416	22.030	6.677	275.5	16:37	37:26.595
6	1	4:22.100B	42.301	1:36.383	2:03.416		4.432	21.817		277.6	16:41	41:48.695
7	1	24:11.508B	...	1:43.269	2:27.251			30.207		227.8	17:06	1:06:00.203



24 HEURES DU MANS 2011



24 HEURES DU MANS

ILMC

Free Practice

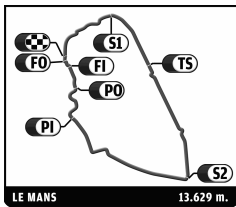
Sector Analysis

Lap	D	Time	Sector 1	Sector 2	Sector 3	T6	T7	Porsche	Ford	T. Spd	Hour	Elapsed
8	3	22:53.586 B	...	1:47.719	2:18.311			27.134		196.0	17:28	1:28:53.789
9	3	7:56.546	4:10.177	1:41.127	2:05.242	4.255		25.281	8.276	276.9	17:36	1:36:50.335
10	3	4:32.822 B	44.096	1:40.530	2:08.196		4.582	24.280		271.4	17:41	1:41:23.157
11	3	18:10.576	...	1:37.810	2:01.955	4.099		24.973	7.790	275.5	17:59	1:59:33.733
12	3	4:19.356	41.348	1:38.597	1:59.411	4.225	4.529	23.028	7.849	276.9	18:03	2:03:53.089
13	3	4:15.931	41.384	1:36.437	1:58.110	4.022	4.573	23.032	7.392	277.6	18:08	2:08:09.020
14	3	4:12.959	39.580	1:36.824	1:56.555	4.073	4.506	22.304	7.290	276.9	18:12	2:12:21.979
15	3	5:19.608 B	40.277	2:30.282	2:09.049		4.502	24.435		252.9	18:17	2:17:41.587
16	3	7:52.423	4:15.504	1:38.073	1:58.846	4.134		23.354	7.441	276.9	18:25	2:25:34.010
17	3	4:16.277	40.225	1:37.383	1:58.669	4.041	4.519	23.472	7.718	277.6	18:29	2:29:50.287
18	3	4:17.663	41.737	1:37.418	1:58.508	4.374	4.492	23.018	7.789	276.2	18:34	2:34:07.950
19	3	4:22.823 B	40.913	1:37.668	2:04.242		4.589	23.410		278.4	18:38	2:38:30.773
20	2	15:24.270	...	1:39.888	2:35.938	4.341		23.733	42.860	273.4	18:53	2:53:55.043
21	2	4:22.835	42.566	1:39.195	2:01.074	4.693	4.626	24.091	7.328	246.0	18:58	2:58:17.878
22	2	4:20.123	41.338	1:37.906	2:00.879	4.279	4.700	23.954	7.897	276.2	19:02	3:02:38.001
23	2	4:19.240	41.100	1:38.235	1:59.905	4.311	4.565	23.867	7.970	276.9	19:06	3:06:57.241
24	2	4:20.175	40.545	1:38.433	2:01.197	4.615	4.588	23.179	8.592	274.8	19:11	3:11:17.416
25	2	4:17.470	40.477	1:37.217	1:59.776	4.136	4.660	23.561	7.672	276.2	19:15	3:15:34.886
26	2	4:18.524	42.099	1:37.303	1:59.122	4.089	4.542	24.273	7.785	276.9	19:19	3:19:53.410
27	2	4:19.475	42.491	1:37.360	1:59.624	4.037	4.513	24.165	7.732	279.1	19:24	3:24:12.885
28	2	4:18.755	40.158	1:38.422	2:00.175	4.173	4.497	24.790	7.668	276.2	19:28	3:28:31.640
29	2	4:29.130 B	40.984	1:37.397	2:10.749		4.543	26.061		274.8	19:33	3:33:00.770
30	1	6:39.214	3:06.670	1:36.618	1:55.926	3.672		22.124	6.773	276.9	19:39	3:39:39.984
31	1	4:07.639	38.824	1:35.451	1:53.364	3.704	4.383	21.565	6.824	279.1	19:43	3:43:47.623
32	1	4:04.702	38.266	1:34.005	1:52.431	3.865	4.378	21.223	6.695	279.1	19:47	3:47:52.325
33	1	4:26.187 B	40.746	1:39.352	2:06.089		4.436	22.567		245.5	19:52	3:52:18.512

61		AF Corse Srl		Sean Breslin		Ferrari F430						
		Piergiuseppe Perazzini		Marco Cioci		LM GTE Am						
1	2	23:50.154 B	...	1:52.662	2:14.383		25.804	209.3	16:23	23:50.154		
2	2	6:55.228	3:15.817	1:39.285	2:00.126	3.986		24.222	7.482	264.7	16:30	30:45.382
3	2	4:36.047 B	41.565	1:42.635	2:11.847		4.581	25.343		274.1	16:35	35:21.429
4	2	23:51.897	...	1:42.552	2:10.186	3.915		24.292	7.178	259.0	16:59	59:13.326
5	2	4:14.953	40.209	1:37.892	1:56.852	3.925	4.536	22.830	6.904	275.5	17:03	1:03:28.279
6	2	4:51.377 B	39.781	1:37.588	2:34.008		4.532	31.086		276.9	17:08	1:08:19.656
7	2	19:26.002	...	1:38.471	1:58.009	3.900		23.442	6.927	273.4	17:27	1:27:45.658
8	2	4:12.166	40.011	1:36.489	1:55.666	3.807	4.521	22.662	6.815	276.2	17:31	1:31:57.824
9	2	4:10.523	39.225	1:35.889	1:55.409	4.015	4.487	22.345	7.018	278.4	17:36	1:36:08.347
10	2	4:08.910	39.038	1:35.697	1:54.175	3.797	4.546	21.875	6.695	278.4	17:40	1:40:17.257
11	2	4:24.028 B	41.398	1:37.035	2:05.595		4.479	23.225		279.1	17:44	1:44:41.285
12	3	8:42.710	4:54.905	1:45.107	2:02.698	4.151		24.374	8.372	172.5	17:53	1:53:23.995
13	3	4:17.901	40.659	1:38.969	1:58.273	4.002	4.608	23.361	7.149	274.1	17:57	1:57:41.896
14	3	4:16.110	40.671	1:37.669	1:57.770	3.912	4.557	23.363	7.139	277.6	18:01	2:01:58.006
15	3	4:17.357	41.550	1:37.453	1:58.354	3.934	4.526	23.571	7.237	278.4	18:06	2:06:15.363
16	3	4:15.183	40.413	1:37.821	1:56.949	3.923	4.526	23.146	7.130	277.6	18:10	2:10:30.546
17	3	4:15.625	40.231	1:37.178	1:58.216	3.908	4.517	23.524	7.228	277.6	18:14	2:14:46.171
18	3	4:13.806	40.077	1:36.928	1:56.801	3.949	4.505	23.114	7.120	279.1	18:18	2:18:59.977
19	3	4:12.741	39.399	1:36.529	1:56.813	3.929	4.520	23.770	7.043	277.6	18:23	2:23:12.718
20	3	4:16.526	40.681	1:37.214	1:58.631	4.093	4.515	23.749	7.471	278.4	18:27	2:27:29.244
21	3	4:25.782 B	39.866	1:36.992	2:08.924		4.553	23.983		279.8	18:31	2:31:55.026
22	1	38:24.319	...	1:54.821	2:05.916	4.039		26.240	7.651	210.9	19:10	3:10:19.345
23	1	4:18.869	41.420	1:38.661	1:58.788	4.031	4.570	23.815	6.998	273.4	19:14	3:14:38.214
24	1	4:16.124	40.786	1:37.932	1:57.406	4.006	4.560	23.320	7.108	278.4	19:18	3:18:54.338
25	1	4:16.635	41.037	1:37.824	1:57.774	3.915	4.546	23.782	7.142	276.2	19:23	3:23:10.973
26	1	4:15.746	40.268	1:38.624	1:56.854	4.150	4.509	22.975	6.986	274.8	19:27	3:27:26.719
27	1	5:18.362 B	40.174	2:18.810	2:19.378		4.585	25.926		224.1	19:32	3:32:45.081



24 HEURES DU MANS 2011



24 HEURES DU MANS

ILMC
Free Practice

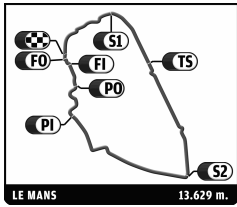
Sector Analysis

■ Personal Best ■ Session Best B Crossing the finish line in pit lane

Lap	D	Time	Sector 1	Sector 2	Sector 3	T6	T7	Porsche	Ford	T. Spd	Hour	Elapsed	
62	CRS Racing Pierre Ehret Shaun Lynn		Roger Wills						Ferrari F430 LM GTE Am				
1	1	8:24.683B	4:07.840	1:54.355	2:22.488			27.162		207.7	16:08	8:24.683	
2	1	10:11.719	6:22.914	1:43.895	2:04.910	4.176		24.143	7.907	256.5	16:18	18:36.402	
3	1	4:24.105	41.636	1:41.428	2:01.041	4.409	4.685	22.815	8.076	260.9	16:23	23:00.507	
4	1	4:18.087	40.578	1:39.159	1:58.350	4.360	4.720	22.241	7.693	267.3	16:27	27:18.594	
5	1	4:27.692B	42.620	1:39.175	2:05.897		4.696	22.338		272.0	16:31	31:46.286	
6	1	30:17.974	...	1:44.626	2:04.232	4.174		25.825	8.388	203.4	17:02	1:02:04.260	
7	1	4:40.461B	41.488	1:38.441	2:20.532		4.631	28.626		267.3	17:06	1:06:44.721	
8	1	19:22.998	...	1:39.443	1:57.425	4.116		21.974	7.466	259.6	17:26	1:26:07.719	
9	1	4:13.752	40.191	1:37.276	1:56.285	3.897	4.617	22.246	7.228	277.6	17:30	1:30:21.471	
10	1	4:15.506	40.690	1:38.197	1:56.619	3.997	4.556	22.562	7.322	277.6	17:34	1:34:36.977	
11	1	4:22.485B	39.781	1:37.402	2:05.302		4.567	22.074		279.1	17:38	1:38:59.462	
12	3	6:47.362	3:03.767	1:41.988	2:01.607	4.094		23.979	7.590	259.0	17:45	1:45:46.824	
13	3	5:01.902B	40.579	1:37.610	2:43.713		4.611	22.792		261.5	17:50	1:50:48.726	
63	Proton Competition Christian Ried Horst Felbermayr Jr.		Horst Felbermayr						Porsche 911 RSR (997) LM GTE Am				
1	1	14:27.969	...	1:43.218	2:05.412	4.151		25.960	8.285	229.3	16:14	14:27.969	
2	1	4:26.689	42.701	1:40.258	2:03.730	4.001	4.606	25.293	8.027	278.4	16:18	18:54.658	
3	1	4:22.890	41.792	1:39.675	2:01.423	3.990	4.546	24.474	7.903	277.6	16:23	23:17.548	
4	1	4:22.229	40.968	1:39.162	2:02.099	4.040	4.540	24.487	7.930	279.1	16:27	27:39.777	
5	1	4:21.377	41.298	1:39.209	2:00.870	3.978	4.550	24.513	7.712	280.5	16:32	32:01.154	
6	1	4:21.721	41.693	1:39.072	2:00.956	3.987	4.533	24.183	7.693	278.4	16:36	36:22.875	
7	1	4:34.688B	40.920	1:40.892	2:12.876		4.526	26.439		282.0	16:40	40:57.563	
8	2	8:02.692	4:23.430	1:38.165	2:01.097	3.974		24.320	7.435	279.8	16:49	49:00.255	
9	2	4:14.333	40.403	1:35.970	1:57.960	3.988	4.514	23.731	7.506	284.2	16:53	53:14.588	
10	2	4:17.022	39.411	1:35.559	2:02.052	3.995	4.519	24.095	8.642	285.7	16:57	57:31.610	
11	2	4:12.480	41.540	1:35.606	1:55.334	3.869	4.503	22.959	7.033	282.7	17:01	1:01:44.090	
12	2	4:27.745B	39.026	1:35.370	2:13.349		4.483	24.282		282.0	17:06	1:06:11.835	
13	2	20:53.570	...	1:37.414	1:55.610	3.963		22.394	7.293	233.3	17:27	1:27:05.405	
14	2	4:08.728	39.007	1:35.304	1:54.417	3.931	4.527	21.983	7.007	283.5	17:31	1:31:14.133	
15	2	4:09.192	39.099	1:35.099	1:54.994	3.885	4.530	21.968	7.204	283.5	17:35	1:35:23.325	
16	2	4:10.312	39.643	1:35.922	1:54.747	3.882	4.509	22.111	7.223	282.7	17:39	1:39:33.637	
17	2	4:10.741	38.883	1:35.375	1:56.483	4.043	4.505	22.083	8.396	279.8	17:43	1:43:44.378	
18	2	4:21.595B	39.627	1:35.633	2:06.335		4.541	24.501		282.0	17:48	1:48:05.973	
19	3	13:58.247	...	1:43.629	2:07.693	4.075		25.478	8.138	232.8	18:02	2:02:04.220	
20	3	4:23.361	41.727	1:40.186	2:01.448	4.037	4.580	24.864	7.493	264.1	18:06	2:06:27.581	
21	3	4:49.250B	41.401	1:41.068	2:26.781		4.565	28.490		268.7	18:11	2:11:16.831	
22	3	16:28.428	...	1:42.469	2:04.472	4.093		25.845	7.534	259.0	18:27	2:27:45.259	
23	3	5:00.213B	41.295	1:47.100	2:31.818		4.566	28.517		192.9	18:32	2:32:45.472	
24	3	48:28.636B	...	1:44.202	2:16.451			26.037		208.9	19:21	3:21:14.108	
64	Lotus Jetalliance Oskar Slingerland Martin Rich		John Hartshorne						Lotus Evora LM GTE Pro				
1	2	5:36.300B	1:22.383	1:51.846	2:22.071			26.961		200.7	16:05	5:36.300	
2	2	7:12.124	3:17.556	1:44.466	2:10.102	4.203		26.340	10.116	270.7	16:12	12:48.424	
3	2	4:32.337	43.270	1:42.249	2:06.818	4.250	4.671	26.120	8.198	275.5	16:17	17:20.761	
4	2	4:30.796	42.535	1:42.729	2:05.532	4.133	4.664	25.344	8.288	279.8	16:21	21:51.557	
5	2	4:28.329	43.089	1:41.804	2:03.436	4.180	4.621	24.420	8.085	276.2	16:26	26:19.886	
6	2	4:34.705B	41.761	1:39.958	2:12.986		4.642	25.018		276.2	16:30	30:54.591	
7	1	8:15.677	4:13.798	1:47.119	2:14.760	4.238		27.763	8.728	210.9	16:39	39:10.268	
8	1	4:38.803	46.466	1:43.095	2:09.242	4.370	4.697	27.426	8.807	268.7	16:43	43:49.071	
9	1	4:35.683	43.869	1:42.605	2:09.209	4.236	4.702	26.993	8.404	270.0	16:48	48:24.754	
10	1	4:34.732	43.999	1:42.813	2:07.920	4.255	4.762	26.679	8.785	270.0	16:52	52:59.486	
11	1	4:31.199	42.958	1:42.382	2:05.859	4.262	4.673	25.780	8.479	271.4	16:57	57:30.685	



24 HEURES DU MANS 2011



24 HEURES DU MANS

ILMC
Free Practice

Sector Analysis

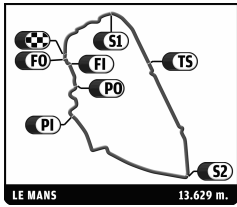
■ Personal Best ■ Session Best B Crossing the finish line in pit lane

Lap	D	Time	Sector 1	Sector 2	Sector 3	T6	T7	Porsche	Ford	T. Spd	Hour	Elapsed
12	1	4:33.144	46.217	1:40.872	2:06.055	4.170	4.739	25.820	8.512	273.4	17:02	1:02:03.829
13	1	4:53.154B	42.887	1:42.326	2:27.941		4.668	31.516		272.0	17:06	1:06:56.983
14	3	21:02.750	...	1:49.996	2:21.580	4.286		29.841	9.233	251.7	17:27	1:27:59.733
15	3	4:49.987	47.572	1:46.465	2:15.950	4.389	4.804	28.269	8.943	266.7	17:32	1:32:49.720
16	3	4:46.130	46.566	1:45.971	2:13.593	4.230	4.795	28.453	8.672	244.9	17:37	1:37:35.850
17	3	4:45.331	44.634	1:45.647	2:15.050	4.258	4.691	28.968	8.817	270.0	17:42	1:42:21.181
18	3	4:49.967	46.541	1:50.938	2:12.488	4.381	4.748	27.457	8.459	223.1	17:47	1:47:11.148
19	3	5:01.350B	47.098	1:46.076	2:28.176		4.811	27.540		259.0	17:52	1:52:12.498
20	1	6:38.014	2:52.601	1:40.542	2:04.871	4.111		25.656	8.256	271.4	17:58	1:58:50.512
21	1	4:24.156	41.993	1:38.730	2:03.433	4.294	4.633	25.191	8.343	276.2	18:03	2:03:14.668
22	1	4:24.273	41.925	1:38.983	2:03.365	4.112	4.680	25.045	8.248	278.4	18:07	2:07:38.941
23	1	4:24.126	42.081	1:38.646	2:03.399	4.255	4.627	25.050	8.222	275.5	18:12	2:12:03.067
24	1	4:50.866	1:06.735	1:40.890	2:03.241	4.121	4.663	25.295	8.470	274.8	18:16	2:16:53.933
25	1	4:26.401	41.995	1:41.264	2:03.142	4.125	4.623	25.069	8.372	276.9	18:21	2:21:20.334
26	1	4:33.285	45.597	1:43.145	2:04.543	4.104	4.661	24.512	8.228	239.5	18:25	2:25:53.619
27	1	4:32.092B	41.379	1:39.846	2:10.867		4.607	25.207		267.3	18:30	2:30:25.711
28	2	20:37.673	...	1:42.924	2:02.700	4.207		24.230	7.843	268.0	18:51	2:51:03.384
29	2	4:22.076	41.189	1:39.778	2:01.109	4.107	4.691	23.271	7.497	276.9	18:55	2:55:25.460
30	2	4:20.217	40.541	1:39.471	2:00.205	4.125	4.626	23.607	7.851	274.8	18:59	2:59:45.677
31	2	4:19.482	40.717	1:38.567	2:00.198	3.984	4.627	23.695	7.599	276.9	19:04	3:04:05.159
32	2	4:20.245	40.527	1:38.878	2:00.840	4.270	4.571	23.356	7.512	274.1	19:08	3:08:25.404
33	2	4:19.444	40.469	1:39.296	1:59.679	4.070	4.699	23.744	7.483	273.4	19:12	3:12:44.848
34	2	4:17.334	40.281	1:38.692	1:58.361	3.994	4.601	23.035	7.420	276.9	19:17	3:17:02.182
35	2	4:18.266	40.309	1:39.032	1:58.925	4.057	4.575	23.105	7.546	278.4	19:21	3:21:20.448
36	2	4:25.190B	40.253	1:38.164	2:06.773		4.613	23.279		276.2	19:25	3:25:45.638
37	2	7:42.305	3:47.244	1:45.365	2:09.696	4.219		27.443	8.214	273.4	19:33	3:33:27.943
38	2	4:36.507	45.180	1:42.909	2:08.418	4.201	4.689	26.834	7.735	273.4	19:38	3:38:04.450
39	2	4:33.713	43.332	1:42.284	2:08.097	4.358	4.664	26.105	8.274	272.7	19:42	3:42:38.163
40	2	4:35.136	44.244	1:42.577	2:08.315	4.162	4.707	27.199	7.830	274.1	19:47	3:47:13.299
41	2	4:29.570	42.597	1:41.180	2:05.793	4.133	4.642	25.587	8.310	275.5	19:51	3:51:42.869
42	2	4:40.384B	42.329	1:40.805	2:17.250		4.653	26.117		274.8	19:56	3:56:23.253

65 Lotus Jetalliance		Jonathan Hirschi										Lotus Evora	
James Rossiter												LM GTE Pro	
Johnny Mawlen													
1	1	5:59.517B	1:55.231	1:45.075	2:19.211			25.270		254.1	16:05	5:59.517	
2	1	15:48.732	...	1:41.164	2:05.308	4.145		25.005	7.405	240.0	16:21	21:48.249	
3	1	4:17.854	40.855	1:38.375	1:58.624	3.986	4.687	23.143	6.932	272.7	16:26	26:06.103	
4	1	4:31.664B	41.343	1:42.131	2:08.190		4.582	23.157		265.4	16:30	30:37.767	
5	2	11:25.615	7:46.914	1:40.434	1:58.267	3.921		22.836	6.937	268.0	16:42	42:03.382	
6	2	4:17.130	40.910	1:39.188	1:57.032	3.862	4.582	22.453	6.971	281.2	16:46	46:20.512	
7	2	4:11.809	39.826	1:37.181	1:54.802	3.889	4.533	21.751	6.656	275.5	16:50	50:32.321	
8	2	4:11.616	39.468	1:37.143	1:55.005	3.852	4.550	21.975	6.764	275.5	16:54	54:43.937	
9	2	4:24.583B	40.026	1:36.981	2:07.576		4.515	23.633		279.1	16:59	59:08.520	
10	1	29:34.023	...	1:45.763	2:03.553	4.015		24.657	7.696	201.9	17:28	1:28:42.543	
11	1	4:14.526	40.201	1:38.232	1:56.093	3.871	4.626	21.813	6.955	274.1	17:32	1:32:57.069	
12	1	4:15.859	39.967	1:38.913	1:56.979	3.960	4.575	22.742	7.035	274.1	17:37	1:37:12.928	
13	1	4:21.166B	39.799	1:37.122	2:04.245		4.604	21.801		277.6	17:41	1:41:34.094	
14	1	13:51.115	...	1:45.450	2:00.088	3.909		22.956	7.396	217.3	17:55	1:55:25.209	
15	1	4:13.164	39.784	1:37.581	1:55.799	3.858	4.584	21.723	6.945	279.8	17:59	1:59:38.373	
16	1	4:09.892	39.132	1:36.786	1:53.974	3.877	4.527	21.330	6.723	280.5	18:03	2:03:48.265	
17	1	4:10.377	39.221	1:36.955	1:54.201	3.855	4.559	21.189	6.672	272.0	18:07	2:07:58.642	
18	1	4:09.576	39.251	1:36.697	1:53.628	3.868	4.546	21.427	6.643	273.4	18:12	2:12:08.218	
19	1	4:18.813B	39.551	1:36.798	2:02.464		4.546	21.705		275.5	18:16	2:16:27.031	
20	3	20:38.458	...	1:40.982	1:58.551	3.909		22.308	6.990	262.8	18:37	2:37:05.489	
21	3	4:12.206	39.343	1:37.970	1:54.893	3.900	4.611	21.733	6.760	269.3	18:41	2:41:17.695	
22	3	4:12.709	39.519	1:38.015	1:55.175	3.909	4.574	21.580	6.898	271.4	18:45	2:45:30.404	
23	3	4:11.132	39.361	1:37.472	1:54.299	3.934	4.571	21.390	6.612	271.4	18:49	2:49:41.536	



24 HEURES DU MANS 2011



24 HEURES DU MANS

ILMC

Free Practice

Sector Analysis

■ Personal Best ■ Session Best B Crossing the finish line in pit lane

Lap	D	Time	Sector 1	Sector 2	Sector 3	T6	T7	Porsche	Ford	T. Spd	Hour	Elapsed
24	3	4:11.606	39.485	1:37.246	1:54.875	3.898	4.569	21.325	7.274	271.4	18:53	2:53:53.142
25	3	4:12.830	39.534	1:37.786	1:55.510	4.047	4.553	21.927	6.832	272.7	18:58	2:58:05.972
26	3	4:20.158 B	39.339	1:38.828	2:01.991		4.594	22.269		271.4	19:02	3:02:26.130
27	3	9:32.852	5:58.171	1:39.089	1:55.592	3.897		21.531	6.788	272.0	19:11	3:11:58.982
28	3	4:12.168	39.006	1:37.102	1:56.060	4.105	4.567	21.311	8.112	272.0	19:16	3:16:11.150
29	3	4:11.766	39.683	1:37.538	1:54.545	3.898	4.610	21.039	6.807	271.4	19:20	3:20:22.916
30	3	4:12.675	39.717	1:37.462	1:55.496	3.890	4.537	21.417	6.578	271.4	19:24	3:24:35.591
31	3	4:13.900	40.964	1:37.272	1:55.664	4.089	4.523	21.816	6.866	271.4	19:28	3:28:49.491
32	3	4:18.705 B	39.541	1:37.095	2:02.069		4.614	21.495		272.0	19:33	3:33:08.196
33	2	11:46.820	7:58.675	1:50.175	1:57.970	3.950		22.086	7.960	227.4	19:44	3:44:55.016
34	2	4:12.613	39.837	1:37.558	1:55.218	3.860	4.605	21.607	6.781	272.7	19:49	3:49:07.629
35	2	4:11.353	39.395	1:36.894	1:55.064	3.869	4.567	21.774	6.669	274.8	19:53	3:53:18.982
36	2	4:09.404	39.106	1:36.149	1:54.149	3.795	4.550	21.167	6.939	274.1	19:57	3:57:28.386
37	2	4:10.638	39.147	1:36.998	1:54.493	3.831	4.533	21.385	6.668	274.8	20:01	4:01:39.024

66

JMW Motorsport
Rob Bell
Tim Sugden

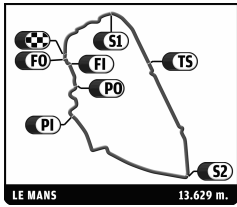
Xavier Maassen

Ferrari 458 Italia
LM GTE Pro

1	1	21:35.274 B	...	1:42.942	2:09.321			23.954		223.6	16:21	21:35.274
2	1	6:25.712	2:54.230	1:36.850	1:54.632	3.757		22.342	6.797	276.2	16:28	28:00.986
3	1	4:07.289	38.485	1:35.633	1:53.171	3.757	4.439	21.663	6.616	277.6	16:32	32:08.275
4	1	4:08.052	38.760	1:35.371	1:53.921	3.712	4.440	22.128	6.632	279.8	16:36	36:16.327
5	1	4:05.372	38.290	1:34.580	1:52.502	3.756	4.418	21.906	6.354	281.2	16:40	40:21.699
6	1	4:14.760 B	38.217	1:35.001	2:01.542		4.432	21.366		279.8	16:44	44:36.459
7	1	8:57.081 B	5:05.020	1:41.374	2:10.687			24.883		259.6	16:53	53:33.540
8	3	5:37.404	2:00.411	1:38.789	1:58.204	4.048		22.842	7.659	242.7	16:59	59:10.944
9	3	4:13.314	39.828	1:37.482	1:56.004	3.856	4.534	22.366	7.436	277.6	17:03	1:03:24.258
10	3	4:28.863 B	39.487	1:36.998	2:12.378		4.457	28.609		279.1	17:07	1:07:53.121
11	3	18:52.442	...	1:37.744	1:57.917	3.779		22.675	7.740	278.4	17:26	1:26:45.563
12	3	4:09.794	39.608	1:36.058	1:54.128	3.771	4.455	22.018	6.904	275.5	17:30	1:30:55.357
13	3	4:08.692	38.799	1:35.589	1:54.304	3.807	4.473	21.539	7.010	279.8	17:35	1:35:04.049
14	3	4:16.931 B	39.198	1:35.420	2:02.313		4.464	21.988		280.5	17:39	1:39:20.980
15	3	7:34.528	3:44.510	1:46.688	2:03.330	3.840		25.138	7.585	200.7	17:46	1:46:55.508
16	3	17:34.373 B	41.534				4.488	3:00.665		254.7	18:04	2:04:29.881
17	2	16:24.316	...	1:40.349	1:59.683	3.748		23.498	7.466	260.9	18:20	2:20:54.197
18	2	4:13.446	40.034	1:36.750	1:56.662	3.766	4.444	24.004	6.959	279.1	18:25	2:25:07.643
19	2	4:09.403	39.392	1:35.932	1:54.079	3.744	4.421	22.252	6.763	280.5	18:29	2:29:17.046
20	2	4:07.376	38.993	1:35.786	1:52.597	3.763	4.413	21.737	6.616	279.1	18:33	2:33:24.422
21	2	4:18.888 B	38.826	1:36.154	2:03.908		4.429	22.196		282.0	18:37	2:37:43.310
22	3	6:44.796	3:10.636	1:38.910	1:55.250	3.783		22.611	7.011	274.1	18:44	2:44:28.106
23	3	4:07.777	38.837	1:35.293	1:53.647	3.738	4.460	22.126	6.892	281.2	18:48	2:48:35.883
24	3	4:06.441	38.850	1:35.002	1:52.589	3.725	4.401	21.553	6.789	279.8	18:52	2:52:42.324
25	3	4:07.096	38.857	1:35.294	1:52.945	3.723	4.426	21.628	6.823	278.4	18:56	2:56:49.420
26	3	4:15.858 B	38.833	1:36.084	2:00.941		4.417	21.790		276.9	19:01	3:01:05.278
27	2	7:43.952	4:09.031	1:38.109	1:56.812	3.739		22.568	6.800	277.6	19:08	3:08:49.230
28	2	4:08.145	39.121	1:36.266	1:52.758	3.717	4.434	21.594	6.419	279.1	19:12	3:12:57.375
29	2	4:07.549	39.171	1:35.943	1:52.435	3.755	4.421	21.500	6.445	278.4	19:17	3:17:04.924
30	2	4:10.179	39.408	1:36.462	1:54.309	3.781	4.425	22.321	6.772	282.0	19:21	3:21:15.103
31	2	4:19.763 B	38.666	1:35.895	2:05.202		4.438	22.181		278.4	19:25	3:25:34.866
32	1	6:06.985	2:35.538	1:38.692	1:52.755	3.726		21.541	6.475	272.7	19:31	3:31:41.851
33	1	4:16.113 B	38.528	1:35.288	2:02.297		4.451	22.343		278.4	19:35	3:35:57.964
34	1	7:44.284	4:18.022	1:34.500	1:51.762	3.668		21.013	6.521	281.2	19:43	3:43:42.248
35	1	4:03.090	37.884	1:34.418	1:50.788	3.647	4.423	20.968	6.271	279.1	19:47	3:47:45.338
36	1	4:13.834 B	37.697	1:33.884	2:02.253		4.413	22.098		281.2	19:51	3:51:59.172
37	1	7:57.403	4:30.232	1:34.569	1:52.602	3.739		21.401	6.497	282.0	19:59	3:59:56.575
38	1	4:13.249 B	38.920	1:34.439	1:59.890		4.443	21.391		279.8	20:04	4:04:09.824



24 HEURES DU MANS 2011



24 HEURES DU MANS

ILMC
Free Practice

Sector Analysis

■ Personal Best ■ Session Best B Crossing the finish line in pit lane

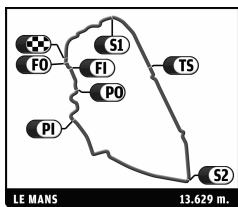
Lap	D	Time	Sector 1	Sector 2	Sector 3	T6	T7	Porsche	Ford	T. Spd	Hour	Elapsed
20	1	4:15.332	40.240	1:36.811	1:58.281	4.252	4.483	23.267	7.933	285.7	18:03	2:03:14.979
21	1	4:20.112B	40.761	1:36.559	2:02.792		4.601	22.994		281.2	18:07	2:07:35.091
22	2	6:58.489	3:14.713	1:43.180	2:00.596	4.128		24.137	7.443	280.5	18:14	2:14:33.580
23	2	4:15.600	40.441	1:37.143	1:58.016	3.930	4.584	23.591	7.062	277.6	18:18	2:18:49.180
24	2	4:13.783	39.768	1:36.716	1:57.299	4.101	4.499	23.197	7.196	281.2	18:23	2:23:02.963
25	2	4:37.199B	40.187	1:37.312	2:19.700		4.566	26.098		273.4	18:27	2:27:40.162
26	3	6:37.201	3:03.565	1:36.837	1:56.799	3.822		23.465	6.942	277.6	18:34	2:34:17.363
27	3	4:07.782	39.293	1:34.807	1:53.682	3.785	4.452	22.404	6.772	283.5	18:38	2:38:25.145
28	3	4:22.553B	40.036	1:35.797	2:06.720		4.436	25.958		285.0	18:42	2:42:47.698
29	3	11:20.593	7:51.531	1:36.019	1:53.043	3.889		21.986	6.766	285.7	18:54	2:54:08.291
30	3	4:06.897	38.921	1:34.076	1:53.900	3.748	4.483	22.623	6.806	287.2	18:58	2:58:15.188
31	3	4:07.174	38.529	1:34.909	1:53.736	3.877	4.420	21.756	7.159	282.0	19:02	3:02:22.362
32	3	4:15.095B	38.610	1:34.398	2:02.087		4.470	22.704		281.2	19:06	3:06:37.457
33	3	7:11.998	3:43.677	1:35.289	1:53.032	3.779		21.968	6.667	282.0	19:13	3:13:49.455
34	3	4:14.416B	38.518	1:34.193	2:01.705		4.445	22.668		285.7	19:18	3:18:03.871
35	2	6:39.313	3:00.146	1:37.266	2:01.901	4.383		25.232	7.405	282.7	19:24	3:24:43.184
36	2	4:14.998	40.657	1:36.705	1:57.636	4.058	4.652	23.444	7.373	282.0	19:28	3:28:58.182
37	2	4:17.101	39.816	1:38.810	1:58.475	4.172	4.549	24.010	7.283	286.5	19:33	3:33:15.283
38	2	4:27.567B	41.203	1:37.478	2:08.886		4.606	24.498		278.4	19:37	3:37:42.850
39	1	6:37.757	2:53.913	1:41.110	2:02.734	4.015		26.834	7.334	274.1	19:44	3:44:20.607
40	1	4:11.790	39.967	1:36.270	1:55.553	3.901	4.523	22.739	6.951	286.5	19:48	3:48:32.397
41	1	4:13.795	40.890	1:36.462	1:56.443	3.994	4.482	23.037	7.148	281.2	19:52	3:52:46.192
42	1	4:11.047	39.455	1:35.841	1:55.751	3.804	4.519	23.041	6.882	285.0	19:56	3:56:57.239
43	1	4:33.649B	41.055	1:41.596	2:10.998		4.438	24.466		279.8	20:01	4:01:30.888

71	AF Corse	Ferrari 458 Italia										
	Robert Kauffman	Rui Aguas	LM GTE Pro									
	Michael Waltrip											

1	3	20:14.857B	...	1:54.713	2:27.094			27.473		192.9	16:20	20:14.857
2	3	7:29.573	3:36.514	1:44.283	2:08.776	4.281		26.079	8.118	196.0	16:27	27:44.430
3	3	4:35.847	43.491	1:42.961	2:09.395	4.476	4.626	26.135	9.750	251.7	16:32	32:20.277
4	3	4:22.487	41.341	1:40.499	2:00.647	4.132	4.677	24.599	7.576	267.3	16:36	36:42.764
5	3	4:35.506B	41.844	1:39.186	2:14.476		4.590	25.078		282.7	16:41	41:18.270
6	2	37:25.084B	...	5:23.578	...			2:27.780		228.3	17:18	1:18:43.354
7	1	18:44.397	...	2:07.633	2:25.202	4.894		31.320	9.992	156.1	17:37	1:37:27.751
8	1	4:51.108	47.977	1:45.683	2:17.448	4.939	4.953	28.836	9.836	276.9	17:42	1:42:18.859
9	1	4:49.643	47.506	1:50.172	2:11.965	4.607	5.022	26.946	8.850	177.9	17:47	1:47:08.502
10	1	4:43.721	43.661	1:46.690	2:13.370	4.677	4.785	28.710	9.007	179.7	17:51	1:51:52.223
11	1	4:35.925	43.799	1:43.806	2:08.320	4.844	4.796	26.346	8.433	197.4	17:56	1:56:28.148
12	1	4:34.348	43.569	1:43.020	2:07.759	4.541	5.237	26.705	8.698	280.5	18:01	2:01:02.496
13	1	4:30.237	43.347	1:41.015	2:05.875	4.453	4.757	25.672	8.580	280.5	18:05	2:05:32.733
14	1	4:28.220	42.542	1:39.958	2:05.720	4.789	4.715	25.713	9.533	281.2	18:10	2:10:00.953
15	1	5:00.252B	48.476	1:49.429	2:22.347		5.166	27.085		198.9	18:15	2:15:01.205
16	1	13:31.695	9:36.032	1:45.938	2:09.725	4.313		27.722	8.563	206.1	18:28	2:28:32.900
17	1	4:28.185	44.970	1:39.820	2:03.395	4.378	4.693	25.004	8.027	274.1	18:33	2:33:01.085
18	1	4:24.511	43.036	1:40.302	2:01.173	4.190	4.694	24.792	7.694	269.3	18:37	2:37:25.596
19	1	4:21.280	41.600	1:38.514	2:01.166	4.126	4.640	23.981	7.504	279.8	18:41	2:41:46.876
20	1	4:54.958B	49.449	1:44.022	2:21.487		4.624	25.204		274.1	18:46	2:46:41.834
21	3	22:59.620	...	1:41.960	1:59.587	4.141		23.994	7.455	274.1	19:09	3:09:41.454
22	3	4:12.935	40.800	1:36.660	1:55.475	4.124	4.597	22.422	6.995	282.0	19:13	3:13:54.389
23	3	4:23.148B	40.367	1:38.641	2:04.140		4.571	22.950		280.5	19:18	3:18:17.537
24	3	21:36.469	...	1:37.022	1:56.614	3.936		23.586	7.277	279.1	19:39	3:39:54.006
25	3	4:07.766	39.081	1:35.007	1:53.678	3.880	4.525	21.566	6.949	279.8	19:44	3:44:01.772
26	3	4:06.544	38.402	1:34.245	1:53.897	3.921	4.497	21.817	6.922	281.2	19:48	3:48:08.316
27	3	4:05.550	38.372	1:34.689	1:52.489	3.858	4.498	21.343	6.980	282.7	19:52	3:52:13.866
28	3	4:04.047	38.480	1:34.024	1:51.543	3.841	4.479	21.163	6.587	282.0	19:56	3:56:17.913
29	3	4:18.011B	39.475	1:36.134	2:02.402		4.481	22.173		279.8	20:00	4:00:35.924



24 HEURES DU MANS 2011



24 HEURES DU MANS

ILMC

Free Practice

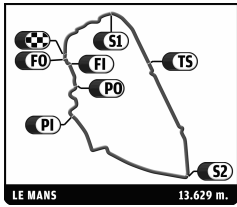
Sector Analysis

■ Personal Best ■ Session Best B Crossing the finish line in pit lane

Lap	D	Time	Sector 1	Sector 2	Sector 3	T6	T7	Porsche	Ford	T. Spd	Hour	Elapsed	
73		Corvette Racing										Chevrolet Corvette C6 ZR1	
		Antonio Garcia	Olivier Beretta										LM GTE Pro
		Tommy Milner											
1	3	4:56.122 B	55.224	1:47.635	2:13.263			25.220		201.9	16:04	4:56.122	
2	3	8:23.139	4:37.793	1:40.764	2:04.582	4.279		24.518	7.997	243.8	16:13	13:19.261	
3	3	4:24.392 B	40.804	1:37.497	2:06.091		4.547	24.089		257.8	16:17	17:43.653	
4	3	20:57.145	...	1:39.199	1:56.890	3.904		22.735	7.164	248.8	16:38	38:40.798	
5	3	4:08.790	39.288	1:35.080	1:54.422	3.862	4.453	22.434	7.316	286.5	16:42	42:49.588	
6	3	4:18.686 B	40.527	1:35.938	2:02.221		4.427	22.902		255.3	16:47	47:08.274	
7	3	9:33.101	6:04.308	1:35.843	1:52.950	3.800		21.757	6.791	283.5	16:56	56:41.375	
8	3	4:03.335	38.334	1:33.628	1:51.373	3.822	4.407	21.605	6.522	285.7	17:00	1:00:44.710	
9	3	4:10.431	40.296	1:34.602	1:55.533	3.869	4.393	22.851	7.135	288.0	17:04	1:04:55.141	
10	3	4:54.961 B	39.125	1:43.286	2:32.550		4.429	32.878		221.3	17:09	1:09:50.102	
11	3	15:03.532	...	1:35.538	1:52.105	3.763		21.594	6.637	280.5	17:24	1:24:53.634	
12	3	4:21.931 B	38.956	1:39.629	2:03.346		4.400	23.278		277.6	17:29	1:29:15.565	
13	3	15:15.761	...	1:35.640	1:56.547	3.758		23.440	7.882	282.0	17:44	1:44:31.326	
14	3	4:03.045	38.339	1:33.519	1:51.187	3.807	4.423	21.201	6.541	285.0	17:48	1:48:34.371	
15	3	4:22.381 B	40.389	1:35.213	2:06.779		4.409	22.267		280.5	17:52	1:52:56.752	
16	2	6:40.863	3:07.704	1:38.728	1:54.431	3.840		22.587	6.966	270.7	17:59	1:59:37.615	
17	2	4:06.579	38.744	1:35.149	1:52.686	3.832	4.435	21.643	6.714	288.0	18:03	2:03:44.194	
18	2	4:33.019 B	53.015	1:37.114	2:02.890		4.431	22.700		281.2	18:08	2:08:17.213	
19	2	13:08.713	9:41.170	1:35.283	1:52.260	3.776		21.386	6.652	280.5	18:21	2:21:25.926	
20	2	4:06.434	39.037	1:34.247	1:53.150	3.770	4.417	22.141	6.698	284.2	18:25	2:25:32.360	
21	2	4:12.003 B	38.323	1:33.635	2:00.045		4.398	21.392		288.0	18:29	2:29:44.363	
22	2	5:52.870	2:24.906	1:34.204	1:53.760	3.845		21.616	7.602	285.7	18:35	2:35:37.233	
23	2	4:13.448 B	38.690	1:34.845	1:59.913		4.431	21.365		283.5	18:39	2:39:50.681	
24	1	6:27.024	2:54.679	1:37.267	1:55.078	3.823		22.400	7.234	259.0	18:46	2:46:17.705	
25	1	4:06.773	38.929	1:34.695	1:53.149	3.750	4.427	22.173	6.760	284.2	18:50	2:50:24.478	
26	1	4:04.706	38.533	1:34.118	1:52.055	3.742	4.385	21.525	6.653	285.0	18:54	2:54:29.184	
27	1	4:03.959	38.199	1:33.520	1:52.240	3.773	4.391	21.265	7.189	282.7	18:58	2:58:33.143	
28	1	4:04.745	38.659	1:33.673	1:52.413	3.920	4.362	21.014	7.722	285.0	19:02	3:02:37.888	
29	1	4:02.239	38.205	1:33.270	1:50.764	3.734	4.427	21.120	6.452	284.2	19:06	3:06:40.127	
30	1	4:02.724	38.196	1:33.428	1:51.100	3.824	4.370	21.073	6.623	284.2	19:10	3:10:42.851	
31	1	4:02.062	38.345	1:33.300	1:50.417	3.747	4.402	20.901	6.586	285.7	19:14	3:14:44.913	
32	1	4:01.902	38.172	1:33.112	1:50.618	3.897	4.377	20.907	6.603	286.5	19:18	3:18:46.815	
33	1	5:05.999 B	40.094	1:59.387	2:26.518		4.570	27.845		197.4	19:23	3:23:52.814	
34	1	6:55.132	3:26.165	1:36.081	1:52.886	3.706		20.972	6.962	281.2	19:30	3:30:47.946	
35	1	4:00.794	38.129	1:32.538	1:50.127	3.714	4.385	21.000	6.456	287.2	19:34	3:34:48.740	
36	1	4:00.763	37.870	1:32.932	1:49.961	3.709	4.372	20.816	6.425	285.0	19:38	3:38:49.503	
37	1	4:09.942 B	38.118	1:33.154	1:58.670		4.381	21.225		287.2	19:42	3:42:59.445	
38	3	6:58.979	3:29.759	1:36.589	1:52.631	3.777		21.727	6.692	264.7	19:49	3:49:58.424	
39	3	4:02.864	37.841	1:33.524	1:51.499	3.794	4.405	20.839	7.488	285.0	19:54	3:54:01.288	
40	3	4:00.961	37.972	1:33.119	1:49.870	3.705	4.400	20.920	6.200	284.2	19:58	3:58:02.249	
41	3	4:01.035	38.132	1:32.831	1:50.072	3.858	4.377	20.865	6.221	285.7	20:02	4:02:03.284	
74		Corvette Racing										Chevrolet Corvette C6 ZR1	
		Oliver Gavin	Richard Westbrook										LM GTE Pro
		Jan Magnussen											
1	1	5:06.057	58.681	1:55.767	2:11.609	4.122		26.146	8.016	176.8	16:05	5:06.057	
2	1	4:33.434 B	42.451	1:41.487	2:09.496		4.582	23.704		251.7	16:09	9:39.491	
3	1	9:29.413	5:37.324	1:46.328	2:05.761	4.013		25.502	7.865	208.9	16:19	19:08.904	
4	1	4:29.737 B	41.251	1:40.063	2:08.423		4.531	23.783		255.9	16:23	23:38.641	
5	1	19:14.157	...	1:46.226	2:04.908	4.138		25.128	7.911	196.0	16:42	42:52.798	
6	1	4:12.460	41.670	1:37.550	1:53.240	3.770	4.561	21.463	6.714	267.3	16:47	47:05.258	
7	1	4:04.323	38.536	1:34.427	1:51.360	3.739	4.428	21.062	6.518	285.7	16:51	51:09.581	
8	1	4:03.390	38.215	1:34.112	1:51.063	3.748	4.398	21.026	6.503	284.2	16:55	55:12.971	
9	1	4:13.917 B	38.506	1:34.530	2:00.881		4.392	22.378		278.4	16:59	59:26.888	
10	1	7:46.778 B	3:48.745	1:36.688	2:21.345			30.897		276.9	17:07	1:07:13.666	



24 HEURES DU MANS 2011



24 HEURES DU MANS

ILMC
Free Practice

Sector Analysis

■ Personal Best ■ Session Best B Crossing the finish line in pit lane

Lap	D	Time	Sector 1	Sector 2	Sector 3	T6	T7	Porsche	Ford	T. Spd	Hour	Elapsed
11	1	17:32.485	...	1:35.662	1:51.294	3.734		20.958	6.487	279.8	17:24	1:24:46.151
12	1	5:55.157 B	42.936	2:30.662	2:41.559		4.415	30.954		139.2	17:30	1:30:41.308
13	2	54:19.683	...	1:40.572	1:54.490	3.858		21.999	6.859	238.9	18:25	2:25:00.991
14	2	4:03.665	38.664	1:34.094	1:50.907	3.747	4.437	21.094	6.553	288.8	18:29	2:29:04.656
15	2	4:02.143	37.952	1:33.637	1:50.554	3.776	4.422	20.974	6.578	284.2	18:33	2:33:06.799
16	2	4:12.022 B	38.883	1:34.139	1:59.000		4.401	21.530		283.5	18:37	2:37:18.821
17	2	8:38.787	5:12.988	1:34.558	1:51.241	3.802		21.189	6.506	288.0	18:45	2:45:57.608
18	2	4:02.600	38.177	1:33.743	1:50.680	3.764	4.446	21.053	6.571	288.0	18:50	2:50:00.208
19	2	4:03.589	38.339	1:34.456	1:50.794	3.765	4.411	21.089	6.512	282.0	18:54	2:54:03.797
20	2	4:11.470 B	38.467	1:33.973	1:59.030		4.389	21.453		277.6	18:58	2:58:15.267
21	2	6:58.244	3:33.413	1:34.118	1:50.713	3.784		20.887	6.540	280.5	19:05	3:05:13.511
22	2	4:00.467	37.684	1:33.097	1:49.733	3.739	4.416	20.578	6.501	288.8	19:09	3:09:13.978
23	2	4:00.878	37.684	1:33.229	1:49.965	3.716	4.385	20.789	6.507	283.5	19:13	3:13:14.856
24	2	4:10.355 B	37.815	1:33.508	1:59.032		4.393	21.562		284.2	19:17	3:17:25.211
25	3	6:15.327	2:40.810	1:37.563	1:56.954	3.885		23.720	7.102	279.8	19:23	3:23:40.538
26	3	4:08.762	39.057	1:35.667	1:54.038	3.857	4.468	22.176	6.902	282.0	19:27	3:27:49.300
27	3	4:06.692	39.432	1:34.745	1:52.515	3.802	4.464	21.582	6.728	283.5	19:31	3:31:55.992
28	3	4:05.443	38.779	1:34.283	1:52.381	3.818	4.446	21.535	6.810	283.5	19:36	3:36:01.435
29	3	4:05.278	39.062	1:34.057	1:52.159	3.794	4.441	21.297	6.760	283.5	19:40	3:40:06.713
30	3	4:04.087	38.569	1:33.553	1:51.965	3.796	4.440	21.248	6.677	285.0	19:44	3:44:10.800
31	3	4:12.571 B	38.395	1:33.688	2:00.488		4.426	21.493		291.1	19:48	3:48:23.371
32	3	6:06.056	2:40.375	1:34.180	1:51.501	3.759		21.143	6.585	283.5	19:54	3:54:29.427
33	3	4:03.148	38.446	1:33.532	1:51.170	3.776	4.427	21.014	6.555	282.7	19:58	3:58:32.575
34	3	4:02.235	38.199	1:33.600	1:50.436	3.749	4.426	20.976	6.455	285.0	20:02	4:02:34.810

75

Prospect Competition

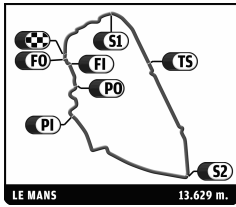
Marc Goossens Jaap Van Lagen
Marco Holzer

Porsche 911 RSR (997)
LM GTE Pro

1	1	6:26.461 B	2:33.071	1:43.497	2:09.893			24.801		225.5	16:06	6:26.461
2	3	10:28.937	6:48.018	1:40.313	2:00.606	3.986		24.965	7.290	265.4	16:16	16:55.398
3	3	4:16.153	42.029	1:36.494	1:57.630	3.900	4.501	23.671	7.355	283.5	16:21	21:11.551
4	3	4:17.376	41.668	1:37.446	1:58.262	3.850	4.470	23.672	7.290	282.7	16:25	25:28.927
5	3	4:13.713	40.238	1:36.845	1:56.630	3.924	4.456	23.056	7.306	269.3	16:29	29:42.640
6	3	4:12.879	39.681	1:36.061	1:57.137	3.867	4.478	23.167	6.942	282.7	16:33	33:55.519
7	3	4:12.362	40.705	1:35.753	1:55.904	3.833	4.459	22.580	6.830	283.5	16:38	38:07.881
8	3	4:09.184	39.494	1:35.311	1:54.379	3.891	4.457	22.464	6.815	284.2	16:42	42:17.065
9	3	4:07.819	39.020	1:34.972	1:53.827	3.832	4.461	22.377	6.723	283.5	16:46	46:24.884
10	3	4:09.056	39.727	1:35.293	1:54.036	3.878	4.438	22.313	7.016	282.7	16:50	50:33.940
11	3	4:17.700 B	39.770	1:34.855	2:03.075		4.447	22.470		284.2	16:54	54:51.640
12	3	9:50.169	6:18.910	1:36.383	1:54.876	3.909		22.495	7.350	279.8	17:04	1:04:41.809
13	3	4:41.284 B	41.938	1:37.949	2:21.397		4.479	30.347		279.1	17:09	1:09:23.093
14	3	17:37.110	...	1:36.733	1:56.325	3.973		23.288	7.104	282.0	17:27	1:27:00.203
15	3	4:11.187	40.573	1:35.901	1:54.713	3.975	4.481	22.602	6.867	285.7	17:31	1:31:11.390
16	3	4:08.186	39.907	1:34.287	1:53.992	3.895	4.510	22.107	6.883	285.7	17:35	1:35:19.576
17	3	4:17.948 B	39.454	1:35.352	2:03.142		4.461	22.668		286.5	17:39	1:39:37.524
18	2	8:39.903	5:04.353	1:39.333	1:56.217	3.788		23.110	7.428	247.7	17:48	1:48:17.427
19	2	4:07.336	39.545	1:34.936	1:52.855	3.745	4.413	22.019	6.567	270.7	17:52	1:52:24.763
20	2	4:05.096	38.670	1:34.046	1:52.380	3.983	4.399	21.632	6.634	285.0	17:56	1:56:29.859
21	2	4:03.782	38.624	1:33.378	1:51.780	3.932	4.488	21.480	6.590	285.7	18:00	2:00:33.641
22	2	4:18.996 B	41.135	1:35.373	2:02.488		4.462	22.731		278.4	18:04	2:04:52.637
23	2	21:27.169	...	1:38.992	1:54.067	3.736		21.483	6.661	260.2	18:26	2:26:19.806
24	2	4:07.708	40.370	1:34.987	1:52.351	3.814	4.414	21.358	6.609	282.7	18:30	2:30:27.514
25	2	4:03.195	38.677	1:33.945	1:50.573	3.833	4.420	20.925	6.354	288.0	18:34	2:34:30.709
26	2	4:03.777	38.333	1:33.906	1:51.538	3.798	4.453	21.470	6.481	286.5	18:38	2:38:34.486
27	2	4:17.966 B	40.180	1:36.863	2:00.923		4.432	21.554		249.4	18:42	2:42:52.452
28	2	24:52.875	...	1:37.316	1:55.340	3.713		21.941	6.803	268.0	19:07	3:07:45.327
29	2	4:00.654	38.200	1:33.130	1:49.324	3.696	4.392	20.652	6.194	284.2	19:11	3:11:45.981
30	2	4:09.893	38.139	1:35.357	1:56.397	3.803	4.392	22.595	6.906	285.7	19:15	3:15:55.874



24 HEURES DU MANS 2011



24 HEURES DU MANS

ILMC

Free Practice

Sector Analysis

■ Personal Best ■ Session Best B Crossing the finish line in pit lane

Lap	D	Time	Sector 1	Sector 2	Sector 3	T6	T7	Porsche	Ford	T. Spd	Hour	Elapsed
31	2	4:01.390	38.004	1:33.193	1:50.193	3.726	4.418	21.031	6.348	283.5	19:19	3:19:57.264
32	2	4:14.042 B	39.383	1:34.274	2:00.385		4.381	22.075		284.2	19:24	3:24:11.306
33	1	8:44.785	5:11.854	1:36.997	1:55.934	3.817		22.555	7.268	284.2	19:32	3:32:56.091
34	1	4:07.896	39.522	1:34.717	1:53.657	3.796	4.465	21.980	6.856	284.2	19:37	3:37:03.987
35	1	4:06.925	39.453	1:34.578	1:52.894	3.776	4.452	21.488	6.879	282.7	19:41	3:41:10.912
36	1	4:04.410	38.891	1:33.661	1:51.858	3.769	4.441	21.305	6.753	286.5	19:45	3:45:15.322
37	1	4:06.967	39.117	1:34.349	1:53.501	3.798	4.433	21.854	7.317	285.7	19:49	3:49:22.289
38	1	4:04.395	39.186	1:33.462	1:51.747	3.756	4.439	21.244	6.845	285.0	19:53	3:53:26.684
39	1	4:27.697 B	38.996	1:43.629	2:05.072		4.424	22.587		287.2	19:57	3:57:54.381

76

Imsa Performance Matmut

Patrick Pilet

Raymond Narac

Nicolas Armindo

Porsche 911 RSR (997)

LM GTE Pro

1	3	5:17.675 B	1:25.585	1:42.444	2:09.646			24.172		222.7	16:05	5:17.675
2	3	7:18.317	3:40.569	1:39.447	1:58.301	3.900		23.482	7.299	284.2	16:12	12:35.992
3	3	4:11.675	39.817	1:36.130	1:55.728	3.922	4.487	22.599	6.969	282.7	16:16	16:47.667
4	3	4:12.432	40.117	1:36.513	1:55.802	3.889	4.482	22.507	7.292	285.7	16:21	21:00.099
5	3	4:18.317 B	40.164	1:35.200	2:02.953		4.473	23.007		286.5	16:25	25:18.416
6	3	8:32.297	5:01.114	1:36.166	1:55.017	3.883		22.101	6.982	280.5	16:33	33:50.713
7	3	4:08.565	38.935	1:35.331	1:54.299	3.817	4.512	21.927	6.782	284.2	16:37	37:59.278
8	3	4:12.821	41.210	1:36.721	1:54.890	3.862	4.492	22.067	6.963	288.0	16:42	42:12.099
9	3	4:17.217 B	39.727	1:35.624	2:01.866		4.507	22.270		285.7	16:46	46:29.316
10	2	6:13.939	2:42.870	1:36.445	1:54.624	3.896		22.120	6.724	282.7	16:52	52:43.255
11	2	4:08.179	38.870	1:35.674	1:53.635	3.890	4.496	21.548	6.785	283.5	16:56	56:51.434
12	2	4:08.600	39.518	1:35.084	1:53.998	3.859	4.480	21.472	6.673	283.5	17:01	1:01:00.034

77

Team Felbermayr-Proton

Marc Lieb

Richard Lietz

Wolf Henzler

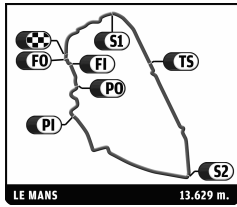
Porsche 911 RSR (997)

LM GTE Pro

1	1	12:10.105	8:19.138	1:53.415	1:57.552	3.833		22.875	6.905	222.7	16:12	12:10.105
2	1	4:08.278	39.446	1:35.888	1:52.944	3.840	4.462	21.801	6.751	276.9	16:16	16:18.383
3	1	4:05.455	38.991	1:33.960	1:52.504	3.886	4.434	21.949	6.797	287.2	16:20	20:23.838
4	1	4:04.601	38.634	1:34.119	1:51.848	3.807	4.465	21.348	6.706	285.0	16:24	24:28.439
5	1	4:12.898 B	38.331	1:34.204	2:00.363		4.433	21.741		285.0	16:28	28:41.337
6	1	10:33.362	7:04.870	1:35.778	1:52.714	3.732		21.771	6.836	285.7	16:39	39:14.699
7	1	4:04.954	39.940	1:33.818	1:51.196	3.703	4.391	21.157	6.576	285.7	16:43	43:19.653
8	1	4:03.289	38.371	1:33.759	1:51.159	3.794	4.394	21.283	6.480	285.0	16:47	47:22.942
9	1	4:10.942 B	38.192	1:33.343	1:59.407		4.421	21.558		287.2	16:51	51:33.884
10	1	8:06.845	4:41.251	1:34.411	1:51.183	3.734		21.087	6.570	282.7	16:59	59:40.729
11	1	4:05.841	38.622	1:34.780	1:52.439	3.800	4.413	21.178	7.470	284.2	17:03	1:03:46.570
12	1	4:47.914 B	38.184	1:35.058	2:34.672		4.425	35.245		285.0	17:08	1:08:34.484
13	2	17:58.227	...	1:37.707	1:56.028	3.757		23.044	7.047	248.3	17:26	1:26:32.711
14	2	4:06.236	38.816	1:34.207	1:53.213	3.746	4.414	21.833	6.676	287.2	17:30	1:30:38.947
15	2	4:17.763 B	40.567	1:35.622	2:01.574		4.407	21.950		285.0	17:34	1:34:56.710
16	2	47:59.495	...	1:43.834	1:56.174	3.774		23.405	7.115	235.8	18:22	2:22:56.205
17	2	4:02.841	38.247	1:34.032	1:50.562	3.769	4.455	20.758	6.554	285.0	18:26	2:26:59.046
18	2	4:02.092	38.068	1:33.575	1:50.449	3.768	4.445	21.014	6.477	282.0	18:31	2:31:01.138
19	2	4:03.374	38.099	1:33.671	1:51.604	3.745	4.431	21.148	6.730	285.7	18:35	2:35:04.512
20	2	4:02.037	38.189	1:33.438	1:50.410	3.766	4.422	20.979	6.434	285.7	18:39	2:39:06.549
21	2	4:04.308	38.004	1:34.784	1:51.520	3.754	4.423	21.612	6.600	287.2	18:43	2:43:10.857
22	2	4:01.376	37.970	1:33.438	1:49.968	3.809	4.423	20.868	6.346	286.5	18:47	2:47:12.233
23	2	4:02.087	38.013	1:33.836	1:50.238	3.816	4.442	20.915	6.444	285.7	18:51	2:51:14.320
24	2	4:06.888	37.972	1:34.930	1:53.986	3.744	4.428	21.613	6.810	286.5	18:55	2:55:21.208
25	2	4:02.739	38.609	1:33.734	1:50.396	3.785	4.395	20.984	6.424	290.3	18:59	2:59:23.947
26	2	4:18.554 B	39.216	1:35.509	2:03.829		4.414	23.030		284.2	19:03	3:03:42.501
27	2	11:29.791	7:54.663	1:38.977	1:56.151	3.789		22.978	6.854	238.9	19:15	3:15:12.292
28	2	4:07.592	39.150	1:35.260	1:53.182	3.800	4.462	21.943	6.710	271.4	19:19	3:19:19.884
29	2	4:04.804	38.377	1:34.453	1:51.974	3.860	4.453	21.547	6.437	285.7	19:23	3:23:24.688
30	2	4:04.435	38.570	1:34.342	1:51.523	3.711	4.472	21.471	6.394	283.5	19:27	3:27:29.123



24 HEURES DU MANS 2011



24 HEURES DU MANS

ILMC
Free Practice

Sector Analysis

■ Personal Best ■ Session Best B Crossing the finish line in pit lane

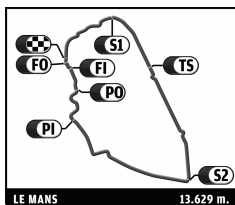
Lap	D	Time	Sector 1	Sector 2	Sector 3	T6	T7	Porsche	Ford	T. Spd	Hour	Elapsed
31	2	4:19.663B	38.356	1:40.799	2:00.508		4.412	21.895		279.1	19:31	3:31:48.786
32	3	5:43.169	2:16.013	1:34.752	1:52.404	3.735		21.884	6.557	285.7	19:37	3:37:31.955
33	3	4:04.116	38.299	1:33.845	1:51.972	3.711	4.414	21.231	6.513	288.0	19:41	3:41:36.071
34	3	4:07.358	40.174	1:34.122	1:53.062	3.748	4.408	21.672	7.336	285.0	19:45	3:45:43.429
35	3	4:10.214B	38.398	1:33.538	1:58.278		4.415	21.265		285.7	19:49	3:49:53.643
36	1	5:29.227	2:02.392	1:34.795	1:52.040	3.717		21.212	6.787	285.7	19:55	3:55:22.870
37	1	4:01.056	38.110	1:33.030	1:49.916	3.783	4.423	20.557	6.603	286.5	19:59	3:59:23.926
38	1	4:17.159B	38.099	1:32.856	2:06.204		4.439	21.836		288.8	20:03	4:03:41.085

79		Jota		Chris Buncombe						Aston Martin Vantage		LM GTE Pro	
		Simon Dolan											
		Sam Hancock											
1	2	7:12.312	3:06.451	1:49.086	2:16.775	4.214		26.538	9.643	215.6	16:07	7:12.312	
2	2	4:33.427	43.135	1:42.245	2:08.047	3.995	4.565	25.894	8.019	210.1	16:11	11:45.739	
3	2	4:16.542	40.628	1:39.481	1:56.433	3.837	4.513	22.848	7.174	254.1	16:16	16:02.281	
4	2	4:08.584	39.082	1:35.160	1:54.342	3.825	4.422	22.184	6.971	277.6	16:20	20:10.865	
5	2	4:17.574B	39.342	1:35.574	2:02.658		4.428	22.473		278.4	16:24	24:28.439	
6	2	15:41.055	...	1:42.606	1:59.755	3.813		22.309	7.358	202.6	16:40	40:09.494	
7	2	4:09.224	38.791	1:36.800	1:53.633	3.718	4.417	21.691	6.751	275.5	16:44	44:18.718	
8	2	4:05.837	38.117	1:34.706	1:53.014	3.788	4.394	21.227	6.995	276.2	16:48	48:24.555	
9	2	4:16.951B	38.372	1:34.853	2:03.726		4.412	25.342		276.2	16:52	52:41.506	
10	2	14:50.932B	...	1:35.519	2:34.844			34.001		274.1	17:07	1:07:32.438	
11	2	20:56.704	...	1:39.144	1:54.902	3.717		21.947	6.974	260.2	17:28	1:28:29.142	
12	2	4:04.985	38.651	1:34.670	1:51.664	3.669	4.382	21.192	6.495	276.9	17:32	1:32:34.127	
13	2	4:03.075	37.744	1:34.737	1:50.594	3.619	4.363	20.910	6.411	276.9	17:36	1:36:37.202	
14	2	4:03.789	37.656	1:34.600	1:51.533	3.692	4.339	20.813	6.701	276.2	17:40	1:40:40.991	
15	2	4:12.334B	37.972	1:34.879	1:59.483		4.360	21.512		276.9	17:44	1:44:53.325	
16	1	7:50.823	4:10.829	1:40.007	1:59.987	4.255		24.445	7.288	250.6	17:52	1:52:44.148	
17	1	4:14.941	40.109	1:37.354	1:57.478	3.966	4.567	22.860	7.662	275.5	17:56	1:56:59.089	
18	1	4:12.519	39.246	1:36.350	1:56.923	4.019	4.476	23.165	7.265	274.8	18:01	2:01:11.608	
19	1	4:11.760	39.578	1:36.616	1:55.566	3.857	4.494	22.338	7.397	276.9	18:05	2:05:23.368	
20	1	4:12.259	39.164	1:36.630	1:56.465	3.847	4.448	23.239	7.532	272.7	18:09	2:09:35.627	
21	1	4:19.840B	39.308	1:36.401	2:04.131		4.459	22.008		276.2	18:13	2:13:55.467	
22	1	6:31.199	2:58.650	1:37.045	1:55.504	3.901		22.031	7.648	274.8	18:20	2:20:26.666	
23	1	4:13.233	39.450	1:37.579	1:56.204	3.902	4.461	21.915	7.745	275.5	18:24	2:24:39.899	
24	1	4:22.032B	39.622	1:36.193	2:06.217		4.439	22.485		274.1	18:29	2:29:01.931	
25	1	4:43.878B	1:02.697	1:37.380	2:03.801			21.933		276.9	18:33	2:33:45.809	
26	1	9:54.203	6:20.114	1:37.653	1:56.436	3.975		22.852	7.373	272.7	18:43	2:43:40.012	
27	1	4:15.276	39.657	1:36.880	1:58.739	4.085	4.441	22.812	7.831	272.7	18:47	2:47:55.288	
28	1	4:22.817B	40.177	1:37.191	2:05.449		4.468	23.623		275.5	18:52	2:52:18.105	
29	3	7:16.064	3:38.136	1:39.064	1:58.864	4.057		24.049	7.801	266.7	18:59	2:59:34.169	
30	3	4:16.215	41.139	1:37.060	1:58.016	3.862	4.469	23.020	7.672	274.1	19:03	3:03:50.384	
31	3	4:20.738B	40.798	1:36.022	2:03.918		4.394	22.594		277.6	19:08	3:08:11.122	
32	3	10:00.459	6:26.007	1:37.272	1:57.180	4.037		22.730	7.441	252.3	19:18	3:18:11.581	
33	3	4:08.582	39.508	1:35.445	1:53.629	3.811	4.478	21.976	7.020	276.9	19:22	3:22:20.163	
34	3	4:11.463	38.924	1:34.385	1:58.154	3.946	4.398	23.067	9.567	276.9	19:26	3:26:31.626	
35	3	4:06.999	38.847	1:34.340	1:53.812	3.826	4.455	21.786	6.870	276.2	19:30	3:30:38.625	
36	3	4:08.806	39.145	1:34.644	1:55.017	3.805	4.417	22.975	6.990	277.6	19:34	3:34:47.431	
37	3	4:06.587	38.732	1:34.785	1:53.070	3.870	4.397	21.769	6.813	276.9	19:38	3:38:54.018	
38	3	5:23.510B	38.797	1:34.825	3:09.888		4.408	47.902		278.4	19:44	3:44:17.528	
39	3	12:59.938	9:27.476	1:39.037	1:53.425	3.791		21.576	6.799	276.2	19:57	3:57:17.466	
40	3	4:05.985	38.115	1:35.785	1:52.085	3.762	4.389	21.248	6.741	278.4	20:01	4:01:23.451	

80		Flying Lizard Motorsports		Lucas Luhr						Porsche 911 RSR (997)		LM GTE Pro	
		Jörg Bergmeister											
		Patrick Long											
1	1	31:26.174B	...	1:43.115	2:04.533			23.219		212.2	16:31	31:26.174	
2	1	12:37.639	8:58.219	1:42.873	1:56.547	3.768		22.214	6.423	236.3	16:44	44:03.813	
3	1	4:05.702	38.501	1:35.240	1:51.961	3.830	4.476	21.357	6.445	282.7	16:48	48:09.515	



24 HEURES DU MANS 2011



24 HEURES DU MANS

ILMC

Free Practice

Sector Analysis

■ Personal Best ■ Session Best B Crossing the finish line in pit lane

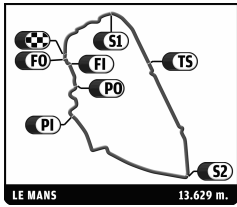
Lap	D	Time	Sector 1	Sector 2	Sector 3	T6	T7	Porsche	Ford	T. Spd	Hour	Elapsed
4	1	4:04.113	38.207	1:34.279	1:51.627	3.742	4.479	21.204	6.464	284.2	16:52	52:13.628
5	1	4:18.814 B	38.615	1:37.279	2:02.920		4.436	22.498		250.0	16:56	56:32.442
6	1	10:10.215 B	6:14.450	1:36.702	2:19.063			27.018		280.5	17:06	1:06:42.657
7	1	19:29.283	...	1:37.282	1:51.384	3.784		21.065	6.622	279.8	17:26	1:26:11.940
8	1	4:04.050	38.368	1:34.060	1:51.622	3.716	4.447	21.174	6.473	285.0	17:30	1:30:15.990
9	1	4:02.875	38.020	1:33.658	1:51.197	3.802	4.426	21.114	6.486	286.5	17:34	1:34:18.865
10	1	4:14.049 B	38.273	1:34.889	2:00.887		4.456	22.275		283.5	17:38	1:38:32.914
11	1	9:54.610	6:27.287	1:34.983	1:52.340	3.750		21.130	7.076	282.0	17:48	1:48:27.524
12	1	4:19.073 B	38.219	1:36.351	2:04.503		4.431	21.168		270.7	17:52	1:52:46.597
13	1	8:41.306	5:15.525	1:34.469	1:51.312	3.704		21.169	6.445	282.7	18:01	2:01:27.903
14	1	4:10.250 B	37.791	1:33.796	1:58.663		4.425	20.946		284.2	18:05	2:05:38.153
15	2	7:19.113	3:46.223	1:37.234	1:55.656	3.804		23.181	6.798	283.5	18:12	2:12:57.266
16	2	4:07.807	39.033	1:35.230	1:53.544	3.809	4.451	22.403	6.555	283.5	18:17	2:17:05.073
17	2	4:06.247	38.452	1:34.480	1:53.315	3.789	4.447	22.704	6.538	285.0	18:21	2:21:11.320
18	2	4:05.665	38.359	1:34.380	1:52.926	3.652	4.444	21.998	6.842	285.0	18:25	2:25:16.985
19	2	4:03.921	38.215	1:34.045	1:51.661	3.805	4.375	21.698	6.474	285.0	18:29	2:29:20.906
20	2	4:14.276 B	39.779	1:34.607	1:59.890		4.439	22.463		275.5	18:33	2:33:35.182
21	3	8:59.934	5:24.091	1:38.606	1:57.237	3.869		23.058	7.490	268.7	18:42	2:42:35.116
22	3	4:09.519	39.266	1:35.973	1:54.280	3.895	4.480	22.394	6.932	284.2	18:46	2:46:44.635
23	3	4:10.144	39.138	1:36.142	1:54.864	3.878	4.497	22.057	7.041	284.2	18:50	2:50:54.779
24	3	4:07.913	38.942	1:35.331	1:53.640	3.857	4.477	21.910	7.113	283.5	18:55	2:55:02.692
25	3	4:08.435	39.427	1:34.676	1:54.332	3.923	4.464	22.050	7.217	283.5	18:59	2:59:11.127
26	3	4:07.020	39.930	1:34.518	1:52.572	3.848	4.476	21.542	6.939	286.5	19:03	3:03:18.147
27	3	4:15.250 B	38.832	1:34.661	2:01.757		4.452	22.299		282.0	19:07	3:07:33.397
28	3	12:15.852	8:47.177	1:35.742	1:52.933	3.834		21.790	6.809	274.8	19:19	3:19:49.249
29	3	4:06.391	38.741	1:34.681	1:52.969	3.898	4.466	22.080	6.796	283.5	19:23	3:23:55.640
30	3	4:13.651 B	38.864	1:34.593	2:00.194		4.480	21.738		284.2	19:28	3:28:09.291

81 Flying Lizard Motorsports
 Seth Neiman
 Darren Law
 Spencer Pumpelly
 Porsche 911 RSR (997)
 LM GTE Am

1	2	12:53.988 B	8:59.790	1:45.105	2:09.093			24.535		232.8	16:12	12:53.988
2	2	7:30.752	3:54.985	1:37.670	1:58.097	3.855		23.732	7.048	268.0	16:20	20:24.740
3	2	4:12.623	40.255	1:36.514	1:55.854	3.852	4.507	22.694	7.230	284.2	16:24	24:37.363
4	2	4:11.313	39.815	1:36.373	1:55.125	3.845	4.504	22.527	7.152	284.2	16:28	28:48.676
5	2	4:10.761	39.740	1:35.865	1:55.156	3.816	4.494	22.947	7.048	285.7	16:32	32:59.437
6	2	4:22.563 B	39.255	1:35.837	2:07.471		4.486	22.640		285.7	16:37	37:22.000
7	2	9:16.729	5:44.888	1:37.045	1:54.796	3.840		22.355	7.017	279.1	16:46	46:38.729
8	2	4:09.063	39.281	1:35.659	1:54.123	3.878	4.508	22.000	6.885	285.0	16:50	50:47.792
9	2	4:08.106	39.130	1:35.465	1:53.511	3.838	4.523	21.784	6.831	285.0	16:54	54:55.898
10	2	4:08.524	39.110	1:35.492	1:53.922	3.899	4.500	21.826	6.907	287.2	16:59	59:04.422
11	2	4:25.630 B	39.681	1:38.441	2:07.508		4.514	23.447		285.7	17:03	1:03:30.052
12	2	22:50.665	...	1:36.336	1:55.322	3.880		21.884	6.970	276.2	17:26	1:26:20.717
13	2	4:07.994	39.143	1:35.005	1:53.846	3.887	4.508	21.687	6.871	286.5	17:30	1:30:28.711
14	2	4:18.255 B	38.882	1:34.992	2:04.381		4.513	23.146		288.0	17:34	1:34:46.966
15	1	10:38.799	6:51.020	1:43.335	2:04.444	4.118		25.518	7.861	250.6	17:45	1:45:25.765
16	1	4:24.083	42.731	1:39.904	2:01.448	4.151	4.609	24.681	7.433	272.0	17:49	1:49:49.848
17	1	4:23.772	41.055	1:41.337	2:01.380	4.079	4.613	24.801	7.673	204.5	17:54	1:54:13.620
18	1	4:22.702	43.150	1:38.806	2:00.746	4.061	4.595	24.495	7.337	282.0	17:58	1:58:36.322
19	1	4:28.676 B	41.056	1:39.019	2:08.601		4.577	23.904		282.7	18:03	2:03:04.998
20	1	8:23.024	4:43.900	1:39.982	1:59.142	4.015		23.698	7.403	279.1	18:11	2:11:28.022
21	1	4:19.954	41.489	1:38.250	2:00.215	4.100	4.556	24.055	7.649	282.7	18:15	2:15:47.976
22	1	4:19.772	43.243	1:38.306	1:58.223	4.110	4.578	23.603	7.355	280.5	18:20	2:20:07.748
23	1	4:27.364 B	40.747	1:38.419	2:08.198		4.581	23.737		281.2	18:24	2:24:35.112
24	1	7:53.281	4:13.984	1:39.727	1:59.570	4.026		23.986	7.292	259.0	18:32	2:32:28.393
25	1	4:18.576	40.852	1:40.203	1:57.521	3.976	4.571	23.156	7.373	282.0	18:36	2:36:46.969
26	1	4:15.342	40.347	1:37.436	1:57.559	3.986	4.555	23.374	7.197	282.7	18:41	2:41:02.311
27	1	4:16.932	40.961	1:37.983	1:57.988	4.027	4.556	23.198	7.179	281.2	18:45	2:45:19.243



24 HEURES DU MANS 2011



24 HEURES DU MANS

ILMC

Free Practice

Sector Analysis

■ Personal Best ■ Session Best B Crossing the finish line in pit lane

Lap	D	Time	Sector 1	Sector 2	Sector 3	T6	T7	Porsche	Ford	T. Spd	Hour	Elapsed
28	1	4:26.870B	41.505	1:38.064	2:07.301		4.558	23.679		276.9	18:49	2:49:46.113
29	3	6:20.961	2:43.375	1:39.028	1:58.558	3.868		23.526	7.491	251.7	18:56	2:56:07.074
30	3	4:11.751	39.468	1:36.914	1:55.369	3.845	4.499	22.378	7.178	278.4	19:00	3:00:18.825
31	3	4:10.067	39.688	1:35.314	1:55.065	3.800	4.486	22.244	7.290	285.0	19:04	3:04:28.892
32	3	4:23.676B	42.361	1:37.596	2:03.719		4.457	22.249		282.7	19:08	3:08:52.568
33	3	10:13.221	6:41.429	1:36.284	1:55.508	3.824		22.348	7.062	279.1	19:19	3:19:05.789
34	3	4:08.532	38.960	1:35.603	1:53.969	3.844	4.496	21.923	6.800	284.2	19:23	3:23:14.321
35	3	4:17.930B	39.100	1:35.943	2:02.887		4.498	22.624		285.7	19:27	3:27:32.251
36	3	6:00.228	2:30.573	1:35.299	1:54.356	3.836		22.058	7.128	283.5	19:33	3:33:32.479
37	3	4:10.422	40.333	1:36.097	1:53.992	3.842	4.495	21.707	7.164	284.2	19:37	3:37:42.901
38	3	4:08.681	38.703	1:35.013	1:54.965	4.274	4.498	21.647	7.943	285.7	19:41	3:41:51.582
39	3	4:22.045B	40.012	1:39.181	2:02.852		4.633	22.639		285.7	19:46	3:46:13.627
40	2	5:39.516	2:05.882	1:36.409	1:57.225	3.892		22.404	7.063	284.2	19:51	3:51:53.143
41	2	4:08.317	39.567	1:34.965	1:53.785	3.809	4.512	21.800	7.031	285.7	19:56	3:56:01.460
42	2	4:06.266	38.798	1:34.619	1:52.849	3.807	4.472	21.578	6.737	285.7	20:00	4:00:07.726

83

JMB Racing
Manuel Rodrigues
Jean-Marc Menahem

Nicolas Marroc

Ferrari F430
LM GTE Am

1	3	6:03.919	2:09.737	1:46.668	2:07.514	4.185		26.902	8.133	260.2	16:06	6:03.919
2	3	4:19.122	41.780	1:39.201	1:58.141	4.050	4.602	23.074	7.288	212.2	16:10	10:23.041
3	3	4:13.986	40.232	1:37.247	1:56.507	3.905	4.551	22.418	7.115	280.5	16:14	14:37.027
4	3	4:54.817B	40.345	1:36.957	2:37.515		4.498	32.603		282.7	16:19	19:31.844
5	2	3:22:19.827	...	1:44.994	2:13.139	4.597		26.570	9.006	266.0	19:41	3:41:51.671
6	2	4:34.135	45.295	1:41.319	2:07.521	4.084	4.738	26.248	8.524	270.7	19:46	3:46:25.806
7	2	4:30.942	42.867	1:41.236	2:06.839	4.360	4.566	24.791	8.234	265.4	19:50	3:50:56.748
8	2	4:27.980	43.158	1:41.963	2:02.859	3.958	4.629	24.271	8.230	275.5	19:55	3:55:24.728
9	2	4:26.730	42.282	1:39.201	2:05.247	4.317	4.511	24.244	10.419	280.5	19:59	3:59:51.458
10	2	4:35.068	47.138	1:41.750	2:06.180	4.101	4.694	25.203	8.474	234.3	20:04	4:04:26.526

88

Team Felbermayr-Proton
Bryce Miller
Nick Tandy

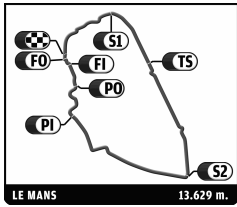
Abdulaziz Al-Faisal

Porsche 911 RSR (997)
LM GTE Pro

1	1	12:12.437	8:31.476	1:42.190	1:58.771	4.042		23.455	7.239	216.0	16:12	12:12.437
2	1	4:13.889	40.103	1:36.282	1:57.504	3.892	4.520	23.968	7.713	286.5	16:16	16:26.326
3	1	4:17.897B	39.832	1:35.967	2:02.098		4.450	22.458		276.2	16:20	20:44.223
4	1	6:41.868	3:10.053	1:36.856	1:54.959	3.808		22.780	7.058	257.1	16:27	27:26.091
5	1	4:09.307	39.718	1:35.000	1:54.589	3.779	4.460	22.571	6.792	282.0	16:31	31:35.398
6	1	4:08.817	39.114	1:35.190	1:54.513	3.807	4.439	22.260	6.909	283.5	16:35	35:44.215
7	1	4:10.374	40.020	1:35.391	1:54.963	3.788	4.455	22.567	6.855	276.9	16:39	39:54.589
8	1	4:16.868B	39.261	1:35.849	2:01.758		4.441	22.299		284.2	16:44	44:11.457
9	3	8:08.253	4:31.225	1:38.333	1:58.695	3.973		22.749	7.594	272.7	16:52	52:19.710
10	3	4:11.839	39.800	1:36.095	1:55.944	3.986	4.494	22.458	7.347	285.0	16:56	56:31.549
11	3	4:12.240	39.695	1:36.498	1:56.047	3.883	4.487	22.740	7.178	284.2	17:00	1:00:43.789
12	3	4:11.919	39.179	1:35.299	1:57.441	3.839	4.455	23.054	7.680	285.7	17:04	1:04:55.708
13	3	4:56.722B	39.801	1:44.759	2:32.162		4.433	33.286		216.4	17:09	1:09:52.430
14	3	16:04.881	...	1:38.039	1:56.109	4.102		22.126	7.335	281.2	17:25	1:25:57.311
15	3	4:13.513	39.449	1:36.136	1:57.928	3.891	4.564	22.949	7.519	284.2	17:30	1:30:10.824
16	3	4:20.347B	39.539	1:35.960	2:04.848		4.491	22.758		284.2	17:34	1:34:31.171
17	2	7:47.245	4:06.475	1:39.429	2:01.341	4.174		24.428	8.913	282.0	17:42	1:42:18.416
18	2	4:11.496	40.150	1:35.985	1:55.361	4.004	4.568	22.599	6.941	283.5	17:46	1:46:29.912
19	2	4:08.662	39.098	1:35.771	1:53.793	3.894	4.514	22.181	6.864	281.2	17:50	1:50:38.574
20	2	4:07.490	39.399	1:34.756	1:53.335	3.853	4.472	21.866	6.671	283.5	17:54	1:54:46.064
21	2	4:05.386	38.779	1:34.379	1:52.228	3.849	4.454	21.792	6.599	283.5	17:58	1:58:51.450
22	2	4:06.008	39.189	1:34.518	1:52.301	3.872	4.464	21.681	6.748	284.2	18:02	2:02:57.458
23	2	4:06.002	38.606	1:34.392	1:53.004	3.922	4.465	22.298	6.684	283.5	18:07	2:07:03.460
24	2	4:14.836B	38.768	1:35.398	2:00.670		4.492	21.813		286.5	18:11	2:11:18.296
25	1	35:57.920	...	1:37.547	1:58.231	3.841		22.726	7.013	279.8	18:47	2:47:16.216
26	1	4:06.995	38.956	1:35.258	1:52.781	3.784	4.480	21.999	6.610	282.7	18:51	2:51:23.211



24 HEURES DU MANS 2011



24 HEURES DU MANS

ILMC
Free Practice

Sector Analysis

Lap	D	Time	Sector 1	Sector 2	Sector 3	T6	T7	Porsche	Ford	T. Spd	Hour	Elapsed
27	1	4:07.360	39.159	1:35.073	1:53.128	3.837	4.433	21.892	6.723	282.0	18:55	2:55:30.571
28	1	4:07.207	38.710	1:35.599	1:52.898	3.824	4.449	21.871	6.758	284.2	18:59	2:59:37.778
29	1	4:11.521	39.870	1:35.602	1:56.049	3.728	4.443	22.936	7.003	282.7	19:03	3:03:49.299
30	1	4:16.978 B	39.656	1:35.803	2:01.519		4.413	22.619		282.7	19:08	3:08:06.277
31	3	7:38.632	4:04.824	1:36.219	1:57.589	4.157		22.710	8.697	284.2	19:15	3:15:44.909
32	3	4:09.314	40.411	1:34.707	1:54.196	3.856	4.569	22.134	7.209	285.0	19:19	3:19:54.223
33	3	4:08.040	38.974	1:34.975	1:54.091	4.105	4.465	22.322	6.951	285.0	19:24	3:24:02.263
34	3	4:07.348	39.224	1:34.882	1:53.242	3.813	4.546	21.708	7.149	285.0	19:28	3:28:09.611
35	3	4:08.177	39.705	1:34.722	1:53.750	3.841	4.460	21.960	7.093	284.2	19:32	3:32:17.788
36	3	4:08.310	39.562	1:34.671	1:54.077	3.864	4.465	22.064	7.106	286.5	19:36	3:36:26.098
37	3	7:49.086 B	2:45.321	2:17.591	2:46.174		4.469	29.490		169.3	19:44	3:44:15.184
38	2	8:46.306	5:15.722	1:36.539	1:54.045	3.884		22.112	7.105	283.5	19:53	3:53:01.490
39	2	4:03.393	38.377	1:33.749	1:51.267	3.797	4.477	21.178	6.588	282.0	19:57	3:57:04.883
40	2	4:04.809	38.352	1:33.834	1:52.623	3.833	4.442	21.895	6.560	287.2	20:01	4:01:09.692

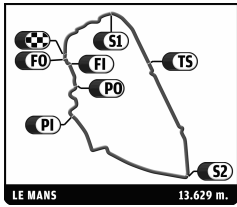
■ Personal Best ■ Session Best B Crossing the finish line in pit lane

89	Hankook-Team Farnbacher	Leh Keen	Ferrari 458 Italia
	Dominik Farnbacher		LM GTE Pro
	Allan Simonsen		

1	2	13:28.313	9:43.912	1:43.424	2:00.977	3.907		24.070	7.414	216.9	16:13	13:28.313
2	2	4:29.790 B	39.987	1:38.281	2:11.522		4.537	23.311		276.9	16:17	17:58.103
3	2	17:10.069	...	1:36.583	1:53.941	3.762		22.270	6.685	276.9	16:35	35:08.172
4	2	4:06.101	38.730	1:34.563	1:52.808	3.770	4.459	21.849	6.619	285.7	16:39	39:14.273
5	2	4:18.806 B	39.958	1:36.055	2:02.793		4.424	22.551		263.4	16:43	43:33.079
6	2	12:06.953	8:38.693	1:35.791	1:52.469	3.771		21.605	6.491	281.2	16:55	55:40.032
7	2	4:04.368	38.163	1:34.446	1:51.759	3.718	4.451	21.477	6.488	282.0	16:59	59:44.400
8	2	4:14.775 B	39.260	1:35.010	2:00.505		4.416	21.548		283.5	17:03	1:03:59.175
9	2	25:31.288	...	1:38.501	1:54.655	3.735		22.645	6.608	264.1	17:29	1:29:30.463
10	2	4:18.376 B	39.640	1:35.207	2:03.529		4.439	22.638		283.5	17:33	1:33:48.839
11	1	7:53.376	4:18.599	1:38.418	1:56.359	3.751		22.488	7.061	273.4	17:41	1:41:42.215
12	1	4:07.192	39.229	1:35.102	1:52.861	3.774	4.461	21.504	6.704	281.2	17:45	1:45:49.407
13	1	4:05.662	38.914	1:34.576	1:52.172	3.736	4.455	21.245	6.472	285.0	17:49	1:49:55.069
14	1	4:06.655	38.348	1:36.271	1:52.036	3.695	4.439	21.136	6.440	243.8	17:54	1:54:01.724
15	1	4:12.857 B	38.403	1:34.422	2:00.032		4.424	21.178		279.8	17:58	1:58:14.581
16	2	6:15.799	2:42.439	1:37.987	1:55.373	3.658		21.480	6.681	266.7	18:04	2:04:30.380
17	2	4:03.062	37.802	1:34.357	1:50.903	3.752	4.413	20.992	6.306	282.7	18:08	2:08:33.442
18	2	4:01.751	37.746	1:33.733	1:50.272	3.718	4.434	20.793	6.232	282.0	18:12	2:12:35.193
19	2	4:15.209 B	38.922	1:36.123	2:00.164		4.435	21.886		285.0	18:16	2:16:50.402
20	1	9:52.115	6:24.140	1:35.381	1:52.594	3.759		21.440	6.582	276.9	18:26	2:26:42.517
21	1	4:11.019 B	38.083	1:34.457	1:58.479		4.467	21.125		278.4	18:30	2:30:53.536
22	1	7:09.052	3:41.972	1:35.092	1:51.988	3.742		21.112	6.485	276.9	18:38	2:38:02.588
23	1	4:04.670	38.252	1:34.688	1:51.730	3.769	4.462	20.974	6.410	279.8	18:42	2:42:07.258
24	1	4:12.149 B	38.608	1:34.626	1:58.915		4.472	21.045		280.5	18:46	2:46:19.407
25	3	9:14.779	5:38.518	1:40.383	1:55.878	3.857		22.121	6.917	264.1	18:55	2:55:34.186
26	3	4:11.568	39.267	1:37.056	1:55.245	3.944	4.491	22.121	7.499	279.1	18:59	2:59:45.754
27	3	4:08.651	38.712	1:36.086	1:53.853	3.769	4.512	21.500	6.679	281.2	19:03	3:03:54.405
28	3	4:19.756 B	40.150	1:37.129	2:02.477		4.450	21.373		282.7	19:08	3:08:14.161
29	3	5:42.528	2:12.573	1:37.274	1:52.681	3.845		21.180	6.598	277.6	19:13	3:13:56.689
30	3	4:08.851	38.783	1:37.209	1:52.859	3.782	4.509	21.116	6.621	273.4	19:18	3:18:05.540
31	3	4:09.039	38.719	1:35.371	1:54.949	3.786	4.478	23.159	6.630	280.5	19:22	3:22:14.579
32	3	4:05.174	38.101	1:35.318	1:51.755	3.789	4.480	21.057	6.524	279.8	19:26	3:26:19.753
33	3	4:05.348	38.112	1:35.686	1:51.550	3.797	4.479	21.054	6.509	279.1	19:30	3:30:25.101
34	3	4:05.580	38.311	1:35.230	1:52.039	3.794	4.476	20.971	6.586	279.8	19:34	3:34:30.681
35	3	4:05.590	38.691	1:34.979	1:51.920	3.811	4.472	21.013	6.458	281.2	19:38	3:38:36.271
36	3	4:06.327	38.398	1:34.987	1:52.942	3.826	4.484	21.154	7.088	281.2	19:42	3:42:42.598
37	3	4:08.491	39.331	1:35.955	1:53.205	3.773	4.454	21.529	6.612	283.5	19:46	3:46:51.089
38	3	4:05.863	38.531	1:34.771	1:52.561	3.825	4.457	21.495	6.657	284.2	19:50	3:50:56.952
39	3	4:04.811	38.462	1:34.524	1:51.825	3.823	4.478	21.143	6.427	283.5	19:55	3:55:01.763
40	3	4:05.347	38.498	1:35.580	1:51.269	3.846	4.478	20.824	6.356	282.7	19:59	3:59:07.110



24 HEURES DU MANS 2011



24 HEURES DU MANS

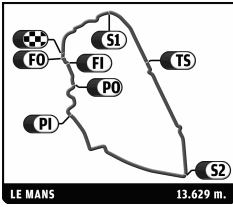
ILMC

Free Practice

Sector Analysis

■ Personal Best
 ■ Session Best
 ■ Crossing the finish line in pit lane

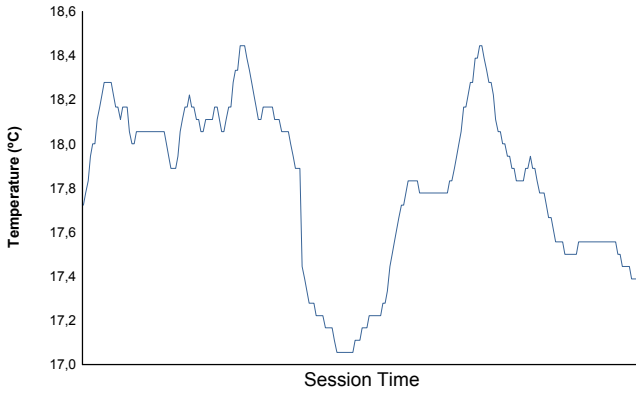
Lap	D	Time	Sector 1	Sector 2	Sector 3	T6	T7	Porsche	Ford	T. Spd	Hour	Elapsed
41	3	4:04.235	38.031	1:34.682	1:51.522	3.796	4.477	20.760	6.358	282.0	20:03	4:03:11.345



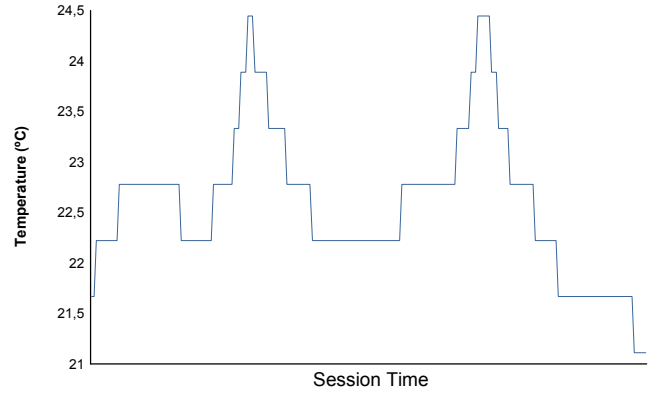
Computerised results and timing service

ILMC 24 HEURES DU MANS Free Practice Weather Report

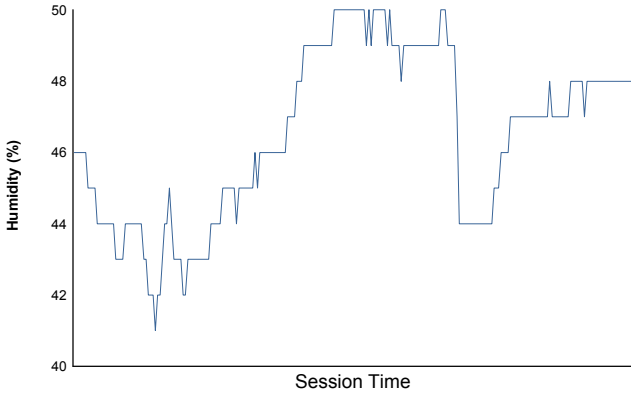
Air Temperature



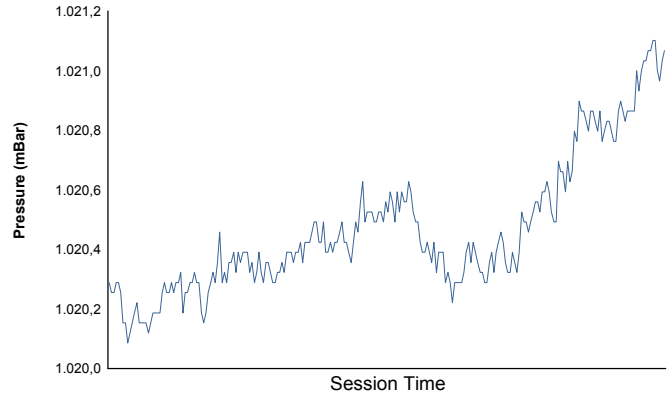
Track Temperature



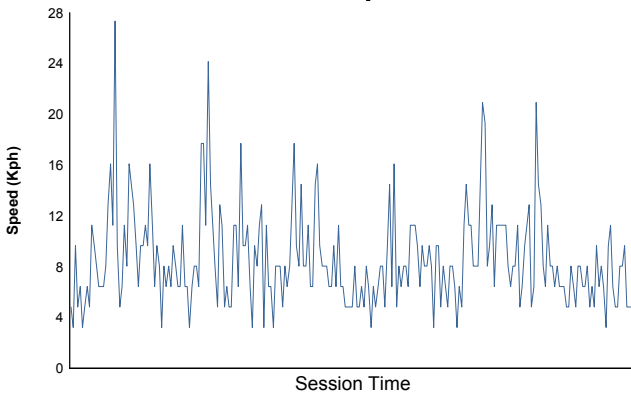
Humidity



Pressure

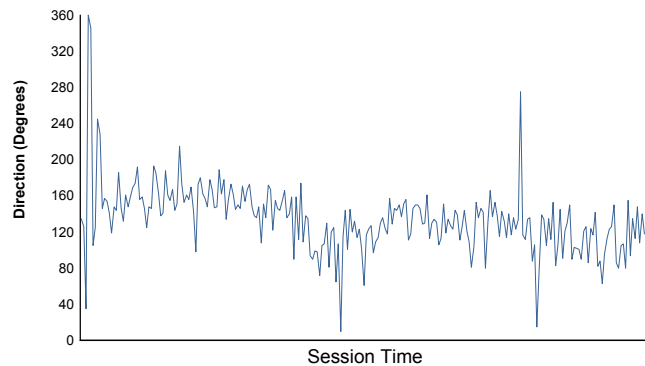


Wind Speed



Wind direction

North = 0°/360° Est = 90° South = 180° West = 270°



Track Status:

DRY